

# ACTIVITY 1: SCULPTURE OR STATUE BINGO

NAME: \_\_\_\_\_



## LEARNING OBJECTIVE:

- To become more familiar with SITC and other sculpture names and artists.

## WHAT YOU NEED:

- Toolkit for Chapter 2 Activity 1
- Scissors
- Pencil/pen (or counters/buttons if available)

KEY:



Cut

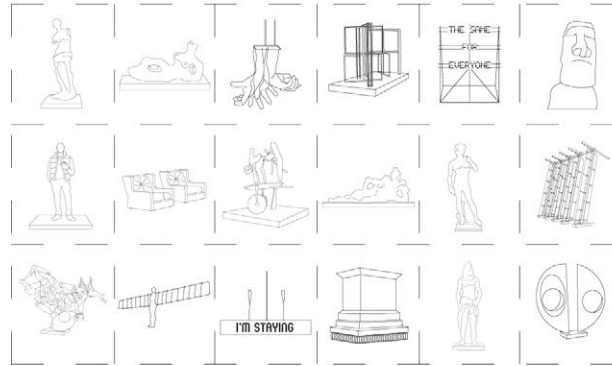


Draw

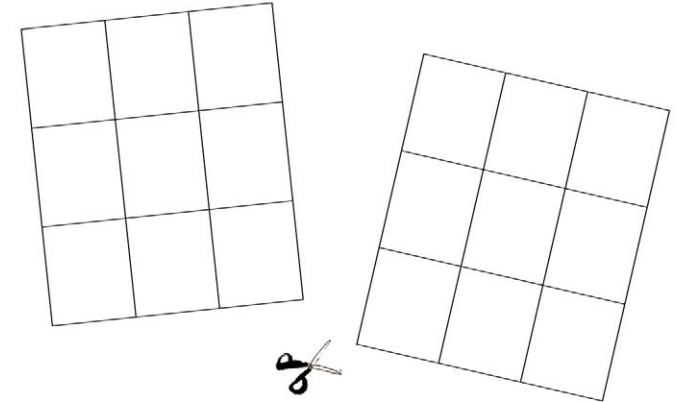


If you want to play more than one round, instead of crossing out the sculptures use counters, buttons, bottle lids, or even a small piece of scrapped paper etc. to cover them as you play. The calling cards can be reshuffled to play more rounds.

**Step 1:** Cut out the individual caller cards along the dashed lines. One caller per game.




**Step 2:** Cut out the answer cards, one per player/team per round.

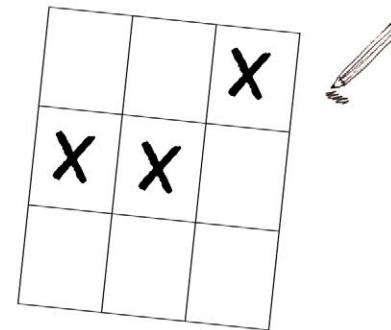
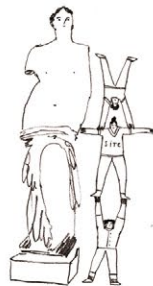


**Step 3:** The caller calls out one card at a time.

*Dutch Light by Jyll Bradley*



**Step 4:** If the card called out matches what is on an answer card, cross it out.



**Step 5:** The game continues until someone crosses out all 9 sculptures on their card and shouts 'bingo!' to win.



# TOOLKIT

## SCULPTURE OR STATUE BINGO: CALLING CARD

KEY:



Cut

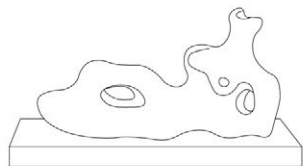


### INSTRUCTIONS:

- Cut out the individual cards along the dotted lines
- Follow the instructions on the Activity Sheet

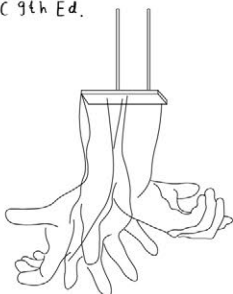


VENUS DI MILO  
ALEXANDROS OF ANTIOCH



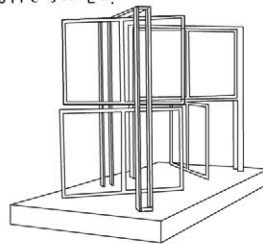
RECLINING FIGURE  
HENRY MOORE

SiTC 9th Ed.



THE SOURCE  
PATRICK TUTTOFUOCO

SiTC 9th Ed.



SERIES INDUSTRIAL  
WINDOWS 1  
MARISA FERRERIA

SiTC 9th Ed.



THE SAME FOR  
EVERYONE  
NATHAN COLEY



MO'AI  
RAPA NUI

SiTC 9th Ed.

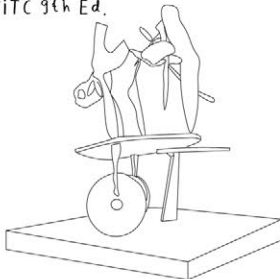


NETWORK  
THOMAS J PRICE



ABSTRACT MASS  
NINA SAUNDERS

SiTC 9th Ed.



STAGNIGHT  
MICHAEL LYONS

SiTC 9th Ed.

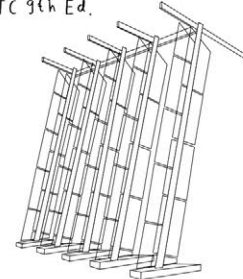


RECLINING NUDE 1  
KEVIN FRANCIS GRAY



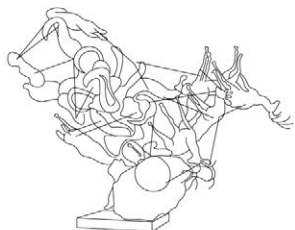
DAVID  
MICHAELANGELO

SiTC 9th Ed.




DUTCH LIGHT  
JYLL BRADLEY

SiTC 9th Ed.




CROCODYLIIS  
PHILODENDRUS  
NANCY RUBINS

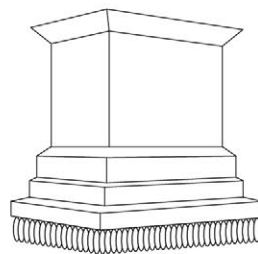


ANGEL OF THE NORTH  
ANTHONY GORMLEY

SiTC 9th Ed.



I'M STAYING  
SHAUN C. BADHAM

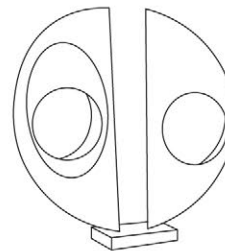


PUBLIC FIGURES  
DO HO SUH

SiTC 9th Ed.



SITE OF THE FALL  
REZA ARAMESH



TWO FORMS  
DIVIDED CIRCLE  
BARBARA HEPWORTH

# TOOLKIT

## SCULPTURE OR STATUE BINGO: ANSWER CARDS 1



### INSTRUCTIONS:

- Cut out the template along the outside black square
- Follow the instructions on the Activity Sheet



|  |   |  |
|--|---|--|
| <p>THE SOURCE<br/>PATRICK TUTTOFUOCO</p> | <p>MO'AI<br/>RAPA NUI</p>                             | <p>CROCODYLIIS<br/>PHILODENDRUS<br/>NANCY RUBINS</p> |
| <p>PUBLIC FIGURES<br/>DO HO SOH</p>      | <p>DAVID<br/>MICHAELANGELO</p>                        | <p>I'M STAYING<br/>SHAUN C. BADHAM</p>               |
| <p>SITE OF THE FALL<br/>REZA ARAMESH</p> | <p>THE SAME<br/>FOR<br/>EVERYONE<br/>NATHAN COLEY</p> | <p>NETWORK<br/>THOMAS J PRICE</p>                    |



|  |  |  |
|--|--|--|
| <p>SITE OF THE FALL<br/>REZA ARAMESH</p> | <p>ANGEL OF THE NORTH<br/>ANTHONY GORMLEY</p>  | <p>STAGNIGHT<br/>MICHAEL LYONS</p>                         |
| <p>DAVID<br/>MICHAELANGELO</p>           | <p>NETWORK<br/>THOMAS J PRICE</p>              | <p>TWO FORMS<br/>DIVIDED CIRCLE<br/>BARBARA HEPWORTH</p>   |
| <p>MO'AI<br/>RAPA NUI</p>                | <p>RECLINING NUDE 1<br/>KEVIN FRANCIS GRAY</p> | <p>SERIES INDUSTRIAL<br/>WINDOWS 1<br/>MARISA FERRERIA</p> |

# TOOLKIT

## SCULPTURE OR STATUE BINGO: ANSWER CARDS 2



### INSTRUCTIONS:

- Cut out the template along the outside black square
- Follow the instructions on the Activity Sheet



|  |   |  |
|--|---|--|
| <p>TWO FORMS<br/>DIVIDED CIRCLE<br/>BARBARA HEPWORTH</p> | <p>I'M STAYING</p> <p>I'M STAYING<br/>SHAUN C. BADHAM</p> | <p>RECLINING NUDE 1<br/>KEVIN FRANCIS GRAY</p> |
| <p>DUTCH LIGHT<br/>JYLL BRADLEY</p>                      | <p>MO'AI<br/>RAPA NUI</p>                                 | <p>NETWORK<br/>THOMAS J PRICE</p>              |
| <p>ANGEL OF THE NORTH<br/>ANTHONY GORMLEY</p>            | <p>THE SOURCE<br/>PATRICK TUTTOFUOCO</p>                  | <p>RECLINING FIGURE<br/>HENRY MOORE</p>        |



|  |  |  |
|--|--|--|
| <p>CROCODYLIUS<br/>PHILODENDRUS<br/>NANCY RUBINS</p>     | <p>THE SAME<br/>FOR<br/>EVERYONE</p> <p>THE SAME FOR EVERYONE<br/>NATHAN COLEY</p> | <p>ANGEL OF THE NORTH<br/>ANTHONY GORMLEY</p>              |
| <p>RECLINING FIGURE<br/>HENRY MOORE</p>                  | <p>I'M STAYING</p> <p>I'M STAYING<br/>SHAUN C. BADHAM</p>                          | <p>PUBLIC FIGURES<br/>DO HO SOH</p>                        |
| <p>TWO FORMS<br/>DIVIDED CIRCLE<br/>BARBARA HEPWORTH</p> | <p>NETWORK<br/>THOMAS J PRICE</p>  | <p>SERIES INDUSTRIAL<br/>WINDOWS 1<br/>MARIJA FERRERIA</p> |

# TOOLKIT

## SCULPTURE OR STATUE BINGO: ANSWER CARDS 3



### INSTRUCTIONS:

- Cut out the template along the outside black square
- Follow the instructions on the Activity Sheet



|  |  |  |
|--|--|--|
| <p>CROCODYLIUS<br/>PHILODENDRUS<br/>NANCY RUBINS</p> | <p>THE SAME<br/>FOR<br/>EVERYONE</p> <p>THE SAME FOR EVERYONE<br/>NATHAN COLEY</p> | <p>VENUS DI MILO<br/>ALEXANDROS OF ANTIOCH</p> |
| <p>NETWORK<br/>THOMAS J PRICE</p>                    | <p>STAGNIGHT<br/>MICHAEL LYONS</p>   | <p>SITE OF THE FALL<br/>REZA ARAMESH</p>       |
| <p>RECLINING FIGURE<br/>HENRY MOORE</p>              | <p>THE SOURCE<br/>PATRICK TUTTOFUOCO</p>   | <p>DAVID<br/>MICHAELANGELO</p>                 |



|  |  |  |
|--|--|--|
| <p>CROCODYLIUS<br/>PHILODENDRUS<br/>NANCY RUBINS</p> | <p>THE SOURCE<br/>PATRICK TUTTOFUOCO</p> | <p>SERIES INDUSTRIAL<br/>WINDOWS 1<br/>MARIJA FERRERIA</p> |
| <p>MO'AI<br/>RAPA NUI</p>                            | <p>SITE OF THE FALL<br/>REZA ARAMESH</p> | <p>NETWORK<br/>THOMAS J PRICE</p>                          |
| <p>ANGEL OF THE NORTH<br/>ANTHONY GORMLEY</p>        | <p>I'M STAYING<br/>SHAUN C. BADHAM</p>   | <p>VENUS DI MILO<br/>ALEXANDROS OF ANTIOCH</p>             |

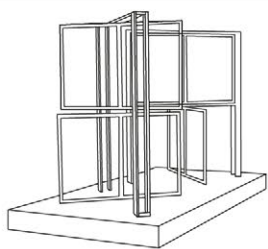
# TOOLKIT

## SCULPTURE OR STATUE BINGO: ANSWER CARDS 4

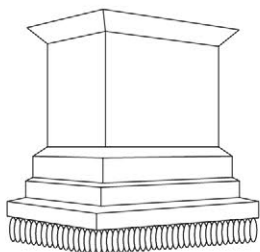


### INSTRUCTIONS:

- Cut out the template along the outside black square
- Follow the instructions on the Activity Sheet



SERIES INDUSTRIAL  
WINDOWS 1  
MARISA FERRERIA



PUBLIC FIGURES  
DO HO SOH



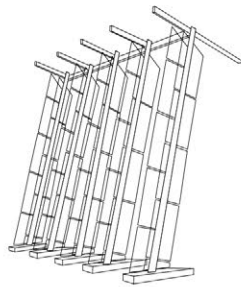
SITE OF THE FALL  
REZA ARAMESH



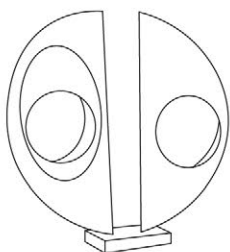
ABSTRACT MASS  
NINA SAUNDERS



MO'AI  
RAPA NUI




DUTCH LIGHT  
JYLL BRADLEY



TWO FORMS  
DIVIDED CIRCLE  
BARBARA HEPWORTH

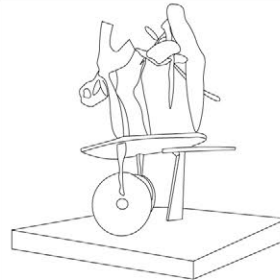


NETWORK  
THOMAS J PRICE



I'M STAYING

I'M STAYING  
SHAUN C. BADHAM



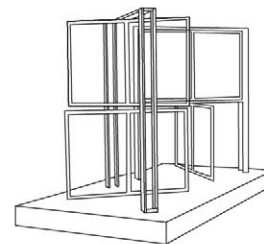
STAGNANT  
MICHAEL LYONS



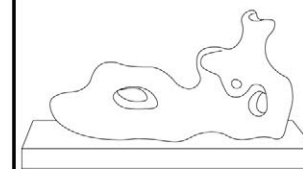
DAVID  
MICHAELANGELO



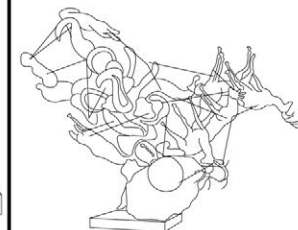
VENUS DI MILO  
ALEXANDROS OF ANTIOCH



SERIES INDUSTRIAL  
WINDOWS 1  
MARISA FERRERIA



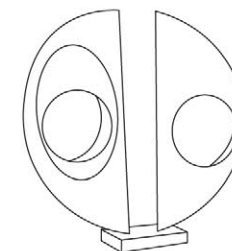
RECLINING FIGURE  
HENRY MOORE



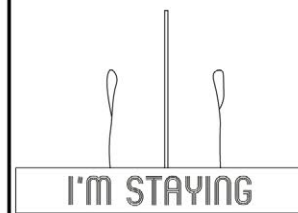
CROCODYLIIS  
PHILODENDRUS  
NANCY RUBINS



THE SAME  
FOR  
EVERYONE  
NATHAN COLEY



TWO FORMS  
DIVIDED CIRCLE  
BARBARA HEPWORTH



I'M STAYING

I'M STAYING  
SHAUN C. BADHAM

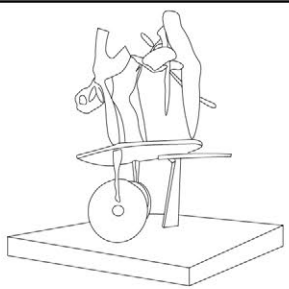
# TOOLKIT

## SCULPTURE OR STATUE BINGO: ANSWER CARDS 5




### INSTRUCTIONS:


- Cut out the template along the outside black square
- Follow the instructions on the Activity Sheet



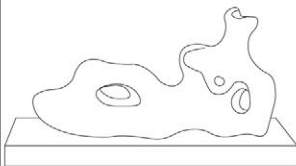
STAGNIGHT  
MICHAEL LYONS



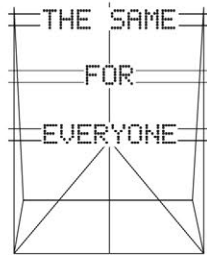
RECLINING NUDE 1  
KEVIN FRANCIS GRAY



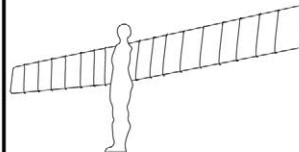
MO'AI  
RAPA NUI



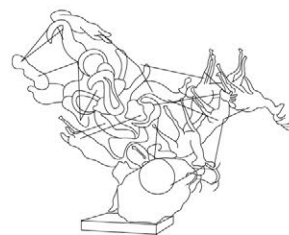
RECLINING FIGURE  
HENRY MOORE



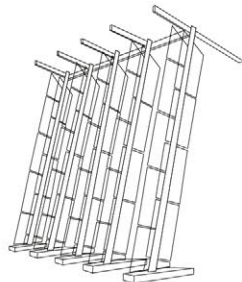
THE SAME FOR EVERYONE  
NATHAN COLEY




ANGEL OF THE NORTH  
ANTHONY GORMLEY



CROCODYLIUS  
PHILODENDRUS  
NANCY RUBINS

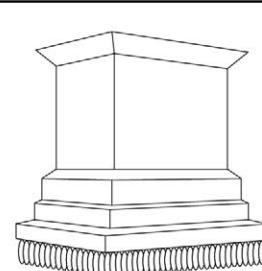


DUTCH LIGHT  
JYLL BRADLEY

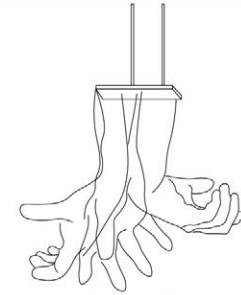


I'M STAYING

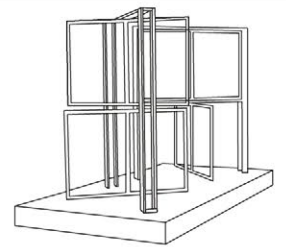
I'M STAYING  
SHAUN C. BADHAM



PUBLIC FIGURES  
DO HO SUH



THE SOURCE  
PATRICK TUTTOFUOCO



SERIES INDUSTRIAL  
WINDOWS 1  
MARIJA FERRERIA



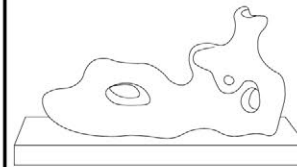
SITE OF THE FALL  
REZA ARAMESH



ABSTRACT MASS  
NINA SAUNDERS



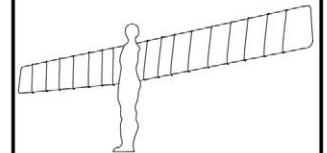
NETWORK  
THOMAS J PRICE



RECLINING FIGURE  
HENRY MOORE



VENUS DI MILO  
ALEXANDROS OF ANTIOCH



ANGEL OF THE NORTH  
ANTHONY GORMLEY

# TOOLKIT

## SCULPTURE OR STATUE BINGO: ANSWER CARDS 6



### INSTRUCTIONS:

- Cut out the template along the outside black square
- Follow the instructions on the Activity Sheet



|   |  |   |
|---|--|---|
| <p>THE SOURCE<br/>PATRICK TUTTOFUOCO</p>                  | <p>RECLINING FIGURE<br/>HENRY MOORE</p>              | <p>MO'AI<br/>RAPA NUI</p>                     |
| <p>I'M STAYING</p> <p>I'M STAYING<br/>SHAUN C. BADHAM</p> | <p>STAGNIGHT<br/>MICHAEL LYONS</p>                   | <p>ANGEL OF THE NORTH<br/>ANTHONY GORMLEY</p> |
| <p>ABSTRACT MASS<br/>NINA SAUNDERS</p>                    | <p>CROCODYLIIS<br/>PHILODENDRUS<br/>NANCY RUBINS</p> | <p>PUBLIC FIGURES<br/>DO HO SUH</p>           |



|  |   |  |
|--|---|--|
| <p>SITE OF THE FALL<br/>REZA ARAMESH</p>       | <p>I'M STAYING</p> <p>I'M STAYING<br/>SHAUN C. BADHAM</p> | <p>ABSTRACT MASS<br/>NINA SAUNDERS</p> |
| <p>RECLINING NUDE 1<br/>KEVIN FRANCIS GRAY</p> | <p>THE SOURCE<br/>PATRICK TUTTOFUOCO</p>                  | <p>NETWORK<br/>THOMAS J PRICE</p>      |
| <p>ANGEL OF THE NORTH<br/>ANTHONY GORMLEY</p>  | <p>DAVID<br/>MICHAELANGELO</p>                            | <p>MO'AI<br/>RAPA NUI</p>              |



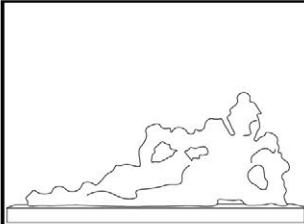
# TOOLKIT

## SCULPTURE OR STATUE BINGO: ANSWER CARDS 7

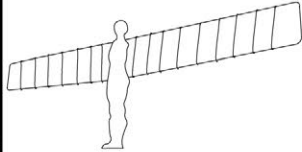


### INSTRUCTIONS:

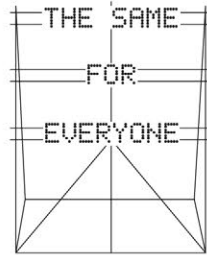
- Cut out the template along the outside black square
- Follow the instructions on the Activity Sheet



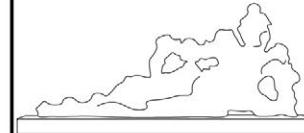
RECLINING NUDE 1  
KEVIN FRANCIS GRAY



ANGEL OF THE NORTH  
ANTHONY GORMLEY



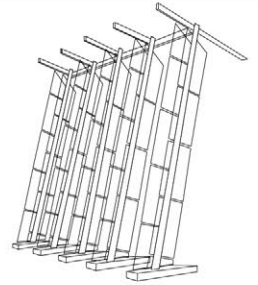
THE SAME FOR EVERYONE  
NATHAN COLEY



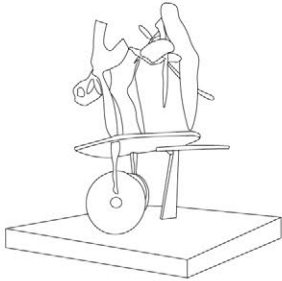
RECLINING NUDE 1  
KEVIN FRANCIS GRAY



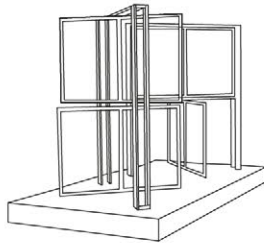
THE SAME FOR EVERYONE  
NATHAN COLEY




DUTCH LIGHT  
JYLL BRADLEY



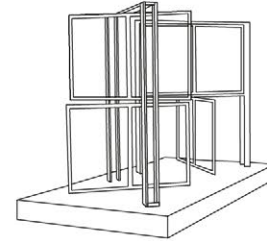
STAGNIGHT  
MICHAEL LYONS



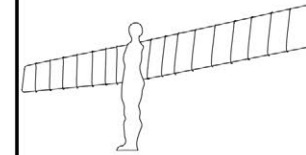
SERIES INDUSTRIAL  
WINDOWS 1  
MARISA FERRERIA



MO'AI  
RAPA NUI



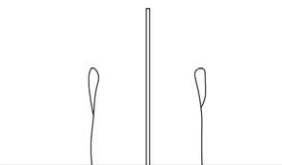
SERIES INDUSTRIAL  
WINDOWS 1  
MARISA FERRERIA



ANGEL OF THE NORTH  
ANTHONY GORMLEY



DAVID  
MICHAELANGELO




I'M STAYING

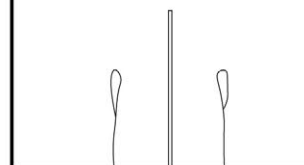
I'M STAYING  
SHAUN C. BADHAM



SITE OF THE FALL  
REZA ARAMESH

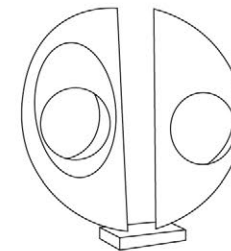


NETWORK  
THOMAS J PRICE



I'M STAYING

I'M STAYING  
SHAUN C. BADHAM



TWO FORMS  
DIVIDED CIRCLE  
BARBARA HEPWORTH



NETWORK  
THOMAS J PRICE


# TOOLKIT

## SCULPTURE OR STATUE BINGO: ANSWER CARDS 8

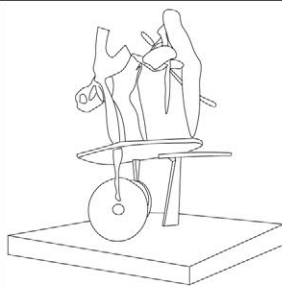


### INSTRUCTIONS:

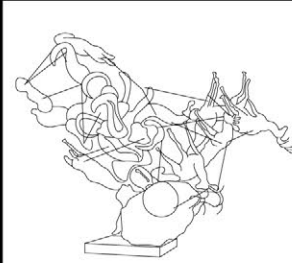
- Cut out the template along the outside black square
- Follow the instructions on the Activity Sheet



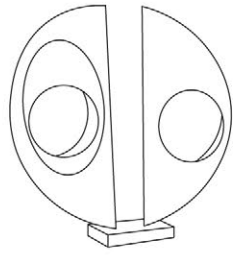
ABSTRACT MASS  
NINA SAUNDERS



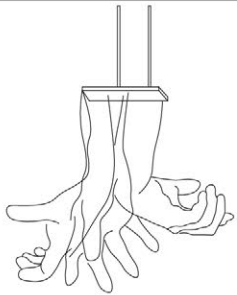
STAGNIGHT  
MICHAEL LYONS



CROCODYLIUS  
PHILODENDRUS  
NANCY RUBINS



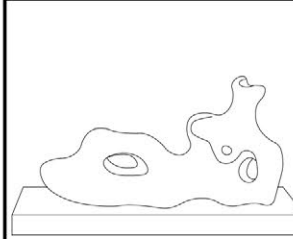
TWO FORMS  
DIVIDED CIRCLE  
BARBARA HEPWORTH




THE SOURCE  
PATRICK TUTTOFUOCO



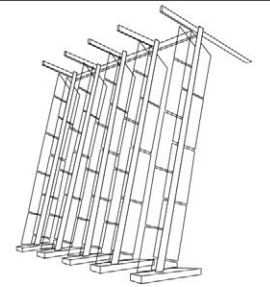
SITE OF THE FALL  
REZA ARAMESH



RECLINING FIGURE  
HENRY MOORE



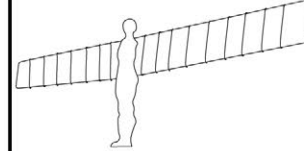
I'M STAYING  
SHAUN C. BADHAM



DUTCH LIGHT  
JYLL BRADLEY



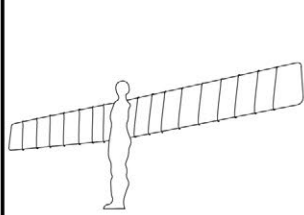
NETWORK  
THOMAS J PRICE




ANGEL OF THE NORTH  
ANTHONY GORMLEY



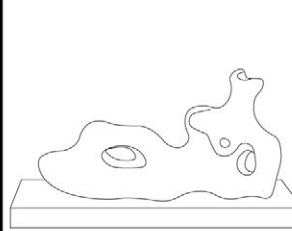
VENUS DI MILO  
ALEXANDROS OF ANTIOCH



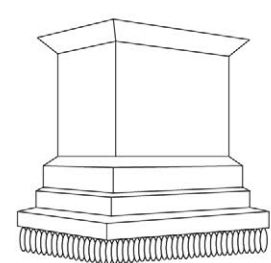
ANGEL OF THE NORTH  
ANTHONY GORMLEY



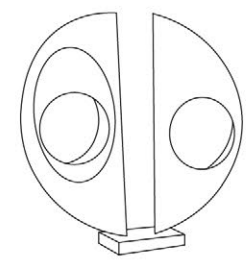
MO'AI  
RAPA NUI



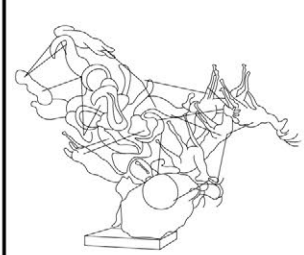
RECLINING FIGURE  
HENRY MOORE



PUBLIC FIGURES  
DO HO SOH



TWO FORMS  
DIVIDED CIRCLE  
BARBARA HEPWORTH



CROCODYLIUS  
PHILODENDRUS  
NANCY RUBINS

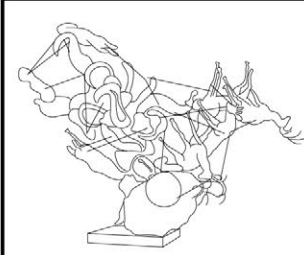
# TOOLKIT

## SCULPTURE OR STATUE BINGO: ANSWER CARDS 9




### INSTRUCTIONS:

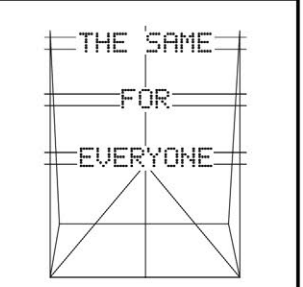
- Cut out the template along the outside black square
- Follow the instructions on the Activity Sheet



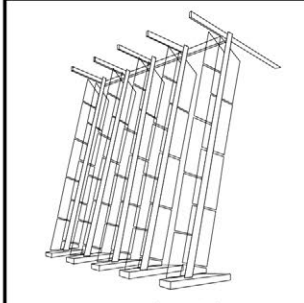
CROCODYLIUS  
PHILODENDRUS  
NANCY RUBINS



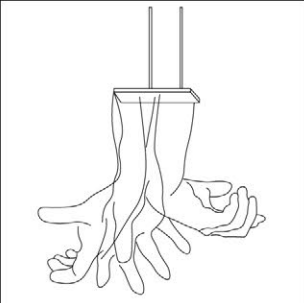
I'M STAYING  
SHAUN C. BADHAM



THE SAME FOR EVERYONE  
NATHAN COLEY




DUTCH LIGHT  
JYLL BRADLEY



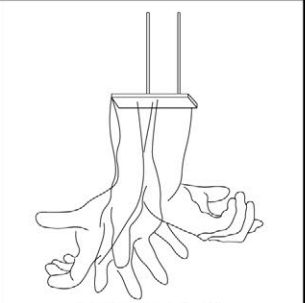
THE SOURCE  
PATRICK TUTTOFUOCO



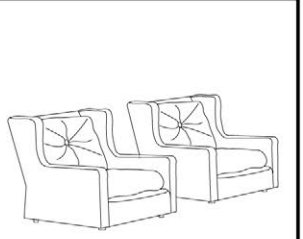
VENUS DI MILO  
ALEXANDROS OF ANTIOCH



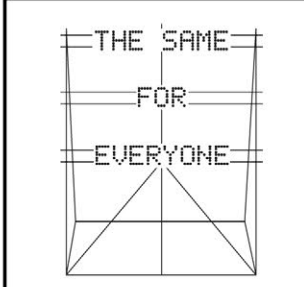
MO'AI  
RAPA NUI



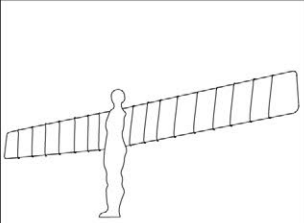
THE SOURCE  
PATRICK TUTTOFUOCO




ABSTRACT MASS  
NINA SAUNDERS



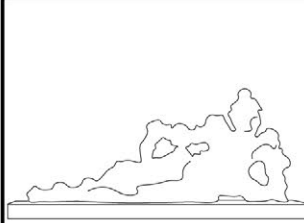
THE SAME FOR EVERYONE  
NATHAN COLEY



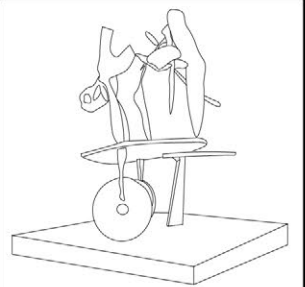
ANGEL OF THE NORTH  
ANTHONY GORMLEY



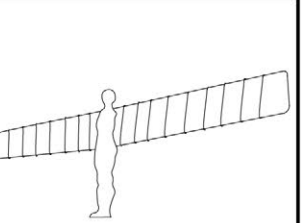
I'M STAYING  
SHAUN C. BADHAM



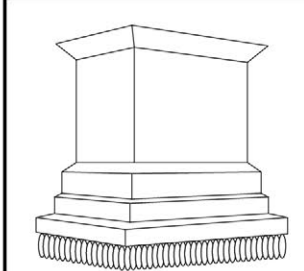
RECLINING NUDE 1  
KEVIN FRANCIS GRAY



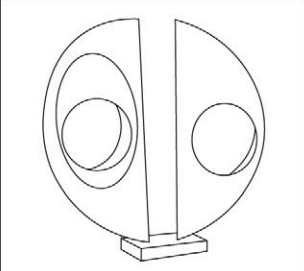
STAGNIGHT  
MICHAEL LYONS



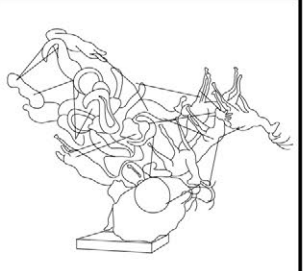
ANGEL OF THE NORTH  
ANTHONY GORMLEY



PUBLIC FIGURES  
DO HO SUH



TWO FORMS  
DIVIDED CIRCLE  
BARBARA HEPWORTH



CROCODYLIUS  
PHILODENDRUS  
NANCY RUBINS

# TOOLKIT

## SCULPTURE OR STATUE

BINGO: ANSWER CARDS 10



KEY:



## INSTRUCTIONS:

- Cut out the template along the outside black square
- Follow the instructions on the Activity Sheet



NETWORK  
THOMAS J PRICE



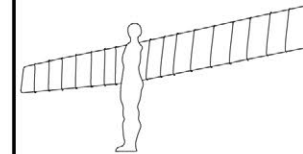
DAVID  
MICHAELANGELO



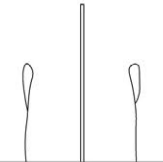
RECLINING NUDE 1  
KEVIN FRANCIS GRAY



NETWORK  
THOMAS J PRICE

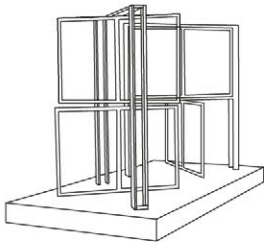


ANGEL OF THE NORTH  
ANTHONY GORMLEY

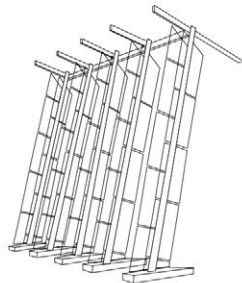


I'M STAYING

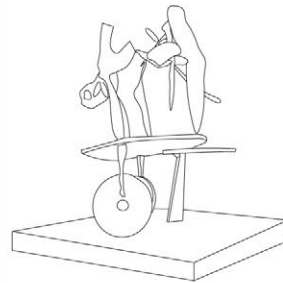
I'M STAYING  
SHAUN C. BADHAM



SERIES INDUSTRIAL  
WINDOWS 1  
MARISA FERRERIA



DUTCH LIGHT  
JYLL BRADLEY



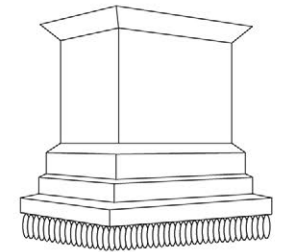
STAGNIGHT  
MICHAEL LYONS



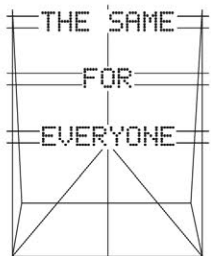
VENUS DI MILO  
ALEXANDROS OF ANTIOCH



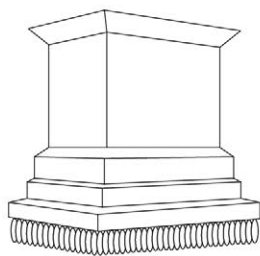
SITE OF THE FALL  
REZA ARAMESH



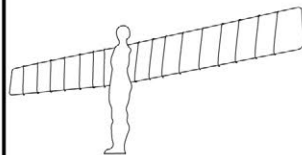
PUBLIC FIGURES  
DO HO SOH



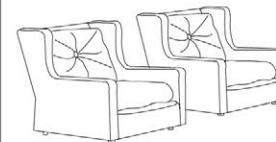
THE SAME FOR EVERYONE  
NATHAN COLEY



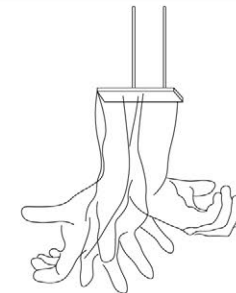
PUBLIC FIGURES  
DO HO SOH



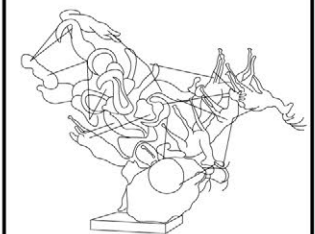
ANGEL OF THE NORTH  
ANTHONY GORMLEY



ABSTRACT MASS  
NINA SAUNDERS



THE SOURCE  
PATRICK TUTTOFUOCO



CROCODYLIUS  
PHILODENDRUS  
NANCY RUBINS

# TOOLKIT

## SCULPTURE OR STATUE

### BINGO: ANSWER CARDS 11



KEY:

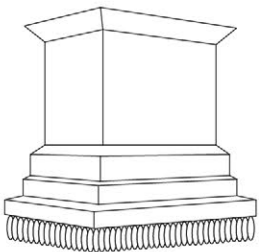


cut




### INSTRUCTIONS:

- Cut out the template along the outside black square
- Follow the instructions on the Activity Sheet



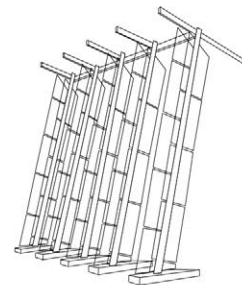
PUBLIC FIGURES  
DO HO SOH



I'M STAYING  
SHAUN C. BADHAM



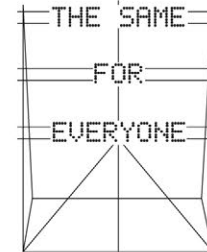
ABSTRACT MASS  
NINA SAUNDERS



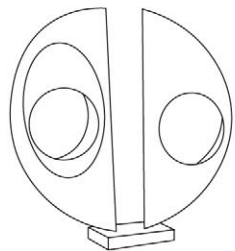
DUTCH LIGHT  
JYLL BRADLEY



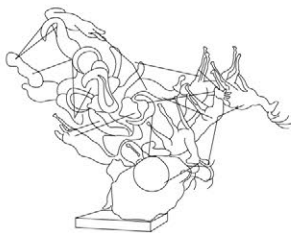
VENUS DI MILO  
ALEXANDROS OF ANTIOCH



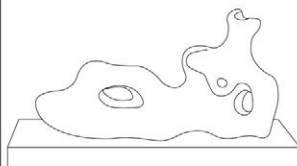
THE SAME FOR EVERYONE  
NATHAN COLEY



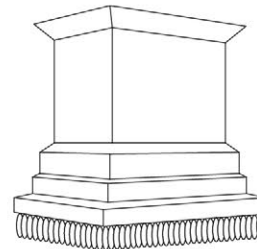
TWO FORMS  
DIVIDED CIRCLE  
BARBARA HEPWORTH



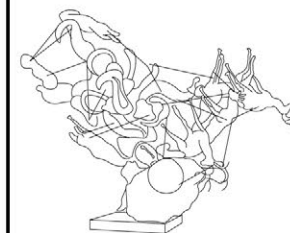
CROCODYLIUS  
PHILODENDRUS  
NANCY RUBINS



RECLINING FIGURE  
HENRY MOORE



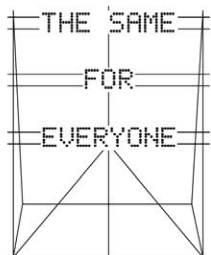
PUBLIC FIGURES  
DO HO SOH



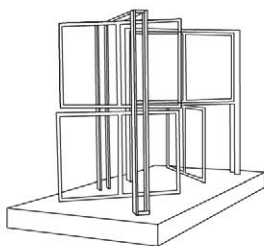
CROCODYLIUS  
PHILODENDRUS  
NANCY RUBINS



RECLINING NUDE 1  
KEVIN FRANCIS GRAY



THE SAME FOR EVERYONE  
NATHAN COLEY



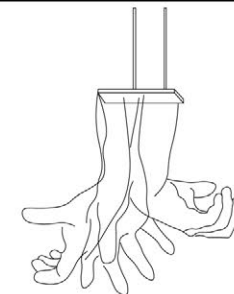
SERIES INDUSTRIAL  
WINDOWS 1  
MARISA FERRERIA



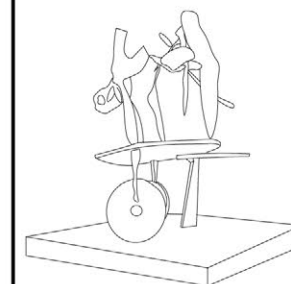
MO'AI  
RAPA NUI



SITE OF THE FALL  
REZA ARAMESH



THE SOURCE  
PATRICK TUTTOFUOCO



STAGNIGHT  
MICHAEL LYONS

# TOOLKIT

## SCULPTURE OR STATUE

BINGO: ANSWER CARDS 12

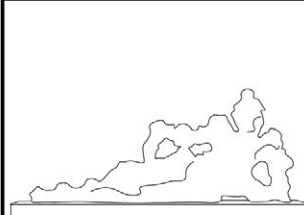


KEY:



## INSTRUCTIONS:

- Cut out the template along the outside black square
- Follow the instructions on the Activity Sheet



RECLINING NUDE 1  
KEVIN FRANCIS GRAY



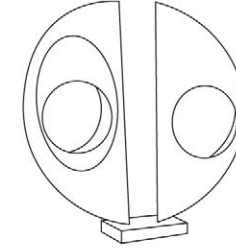
DAVID  
MICHAELANGELO



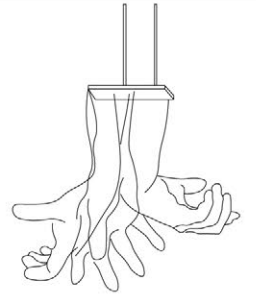
SITE OF THE FALL  
REZA ARAMESH



NETWORK  
THOMAS J PRICE



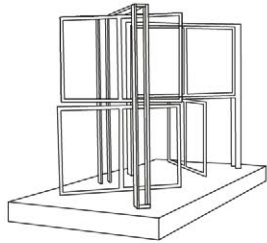
TWO FORMS  
DIVIDED CIRCLE  
BARBARA HEPWORTH



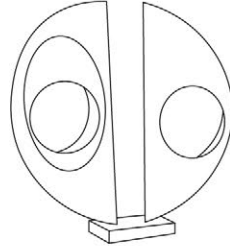
THE SOURCE  
PATRICK TUTTOFUOCO



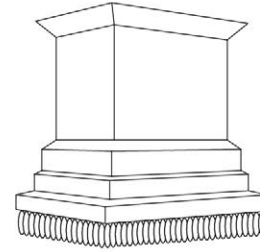
VENUS DI MILO  
ALEXANDROS OF ANTIOCH



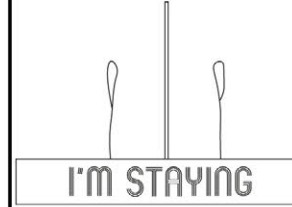
SERIES INDUSTRIAL  
WINDOWS 1  
MARISA FERRERIA



TWO FORMS  
DIVIDED CIRCLE  
BARBARA HEPWORTH



PUBLIC FIGURES  
DO HO SOH

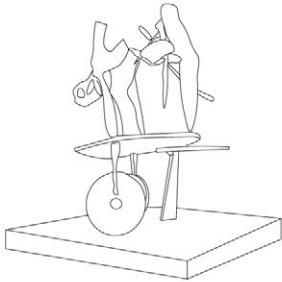


I'M STAYING

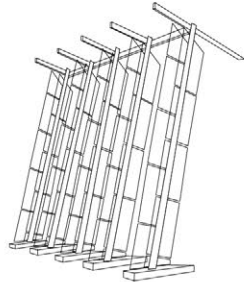
I'M STAYING  
SHAUN C. BADHAM



DAVID  
MICHAELANGELO



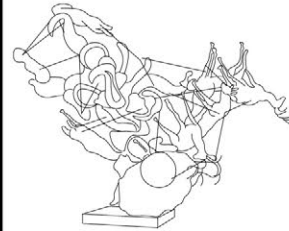
STAGNIGHT  
MICHAEL LYONS



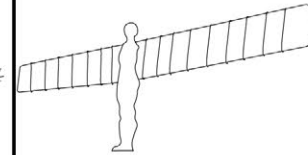
DUTCH LIGHT  
JYLL BRADLEY



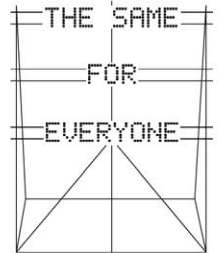
NETWORK  
THOMAS J PRICE



CROCODYLIUS  
PHILODENDRUS  
NANCY RUBINS



ANGEL OF THE NORTH  
ANTHONY GORMLEY



THE SAME  
FOR  
EVERYONE  
NATHAN COLEY

# TOOLKIT

## SCULPTURE OR STATUE

BINGO: ANSWER CARDS 13



KEY:

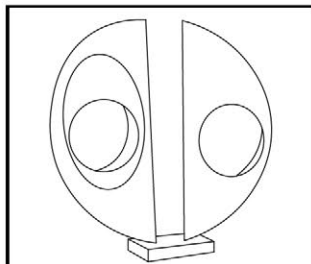


Cut

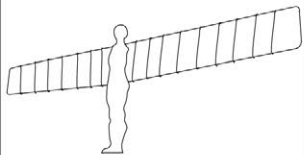


## INSTRUCTIONS:

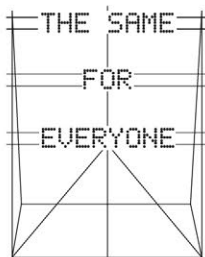
- Cut out the template along the outside black square
- Follow the instructions on the Activity Sheet



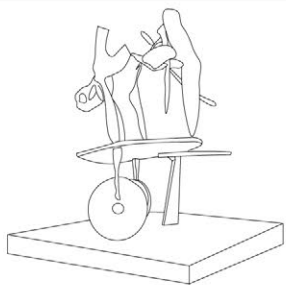
TWO FORMS  
DIVIDED CIRCLE  
BARBARA HEPWORTH



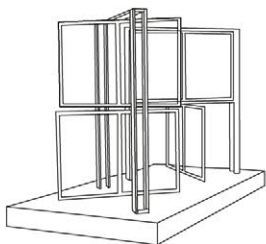
ANGEL OF THE NORTH  
ANTHONY GORMLEY



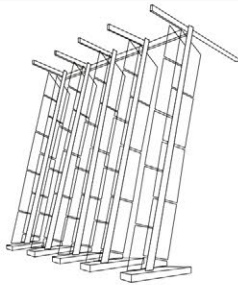
THE SAME FOR EVERYONE  
NATHAN COLEY



STAGNIGHT  
MICHAEL LYONS



SERIES INDUSTRIAL  
WINDOWS 1  
MARISA FERRERIA



DUTCH LIGHT  
JYLL BRADLEY



VENUS DI MILO  
ALEXANDROS OF ANTIOCH




RECLINING NUDE 1  
KEVIN FRANCIS GRAY




DAVID  
MICHAELANGELO



VENUS DI MILO  
ALEXANDROS OF ANTIOCH



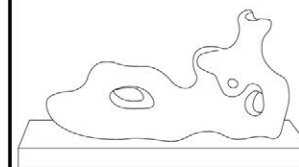
ABSTRACT MASS  
NINA SAUNDERS



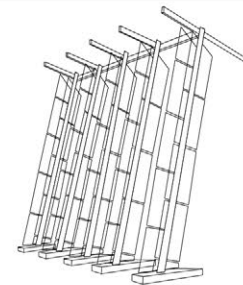
RECLINING NUDE 1  
KEVIN FRANCIS GRAY



NETWORK  
THOMAS J PRICE



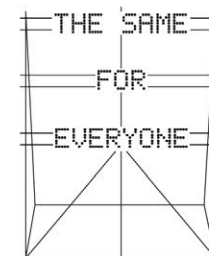
RECLINING FIGURE  
HENRY MOORE



DUTCH LIGHT  
JYLL BRADLEY



DAVID  
MICHAELANGELO



THE SAME FOR EVERYONE  
NATHAN COLEY



SITE OF THE FALL  
REZA ARAMESH

# TOOLKIT

## SCULPTURE OR STATUE

BINGO: ANSWER CARDS 14



KEY:

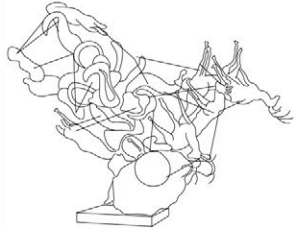


### INSTRUCTIONS:

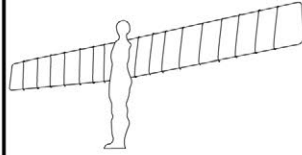
- Cut out the template along the outside black square
- Follow the instructions on the Activity Sheet



ABSTRACT MASS  
NINA SAUNDERS



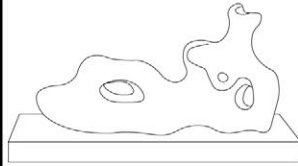
CROCODYLIUS  
PHILODENDRUS  
NANCY RUBINS



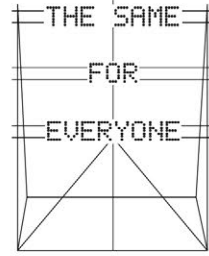
ANGEL OF THE NORTH  
ANTHONY GORMLEY



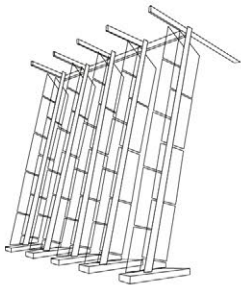
VENUS DI MILO  
ALEXANDROS OF ANTIOCH



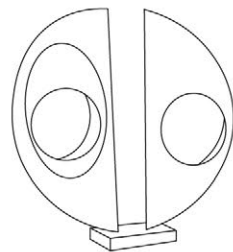
RECLINING FIGURE  
HENRY MOORE



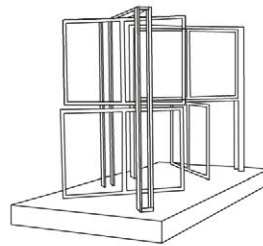
THE SAME FOR EVERYONE  
NATHAN COLEY



DUTCH LIGHT  
JYLL BRADLEY



TWO FORMS  
DIVIDED CIRCLE  
BARBARA HEPWORTH




SERIES INDUSTRIAL  
WINDOWS 1  
MARISA FERRERIA



DAVID  
MICHAELANGELO



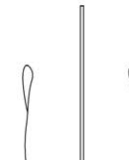
SITE OF THE FALL  
REZA ARAMESH



NETWORK  
THOMAS J PRICE

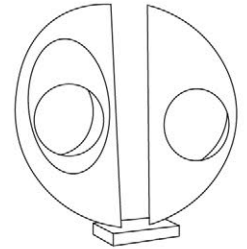


VENUS DI MILO  
ALEXANDROS OF ANTIOCH

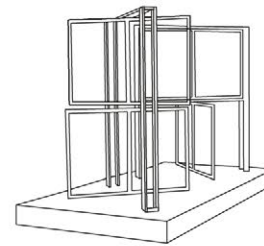


I'M STAYING

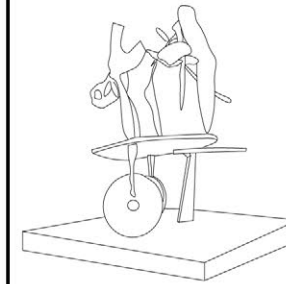
I'M STAYING  
SHAUN C. BADHAM



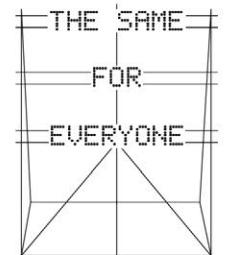
TWO FORMS  
DIVIDED CIRCLE  
BARBARA HEPWORTH



SERIES INDUSTRIAL  
WINDOWS 1  
MARISA FERRERIA



STAGNIGHT  
MICHAEL LYONS



THE SAME FOR EVERYONE  
NATHAN COLEY



# TOOLKIT

## SCULPTURE OR STATUE

BINGO: ANSWER CARDS 15



KEY:

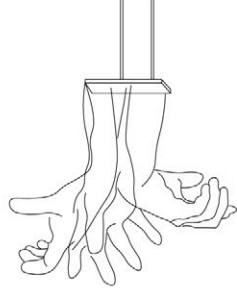


### INSTRUCTIONS:

- Cut out the template along the outside black square
- Follow the instructions on the Activity Sheet



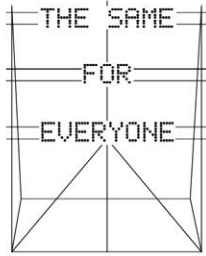
DAVID  
MICHAELANGELO



THE SOURCE  
PATRICK TUTTOFUOCO



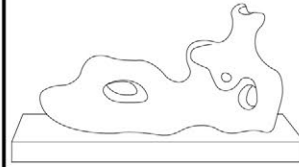
VENUS DI MILO  
ALEXANDROS OF ANTIOCH



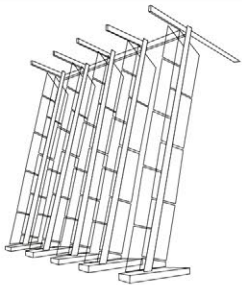
THE SAME FOR EVERYONE  
NATHAN COLEY



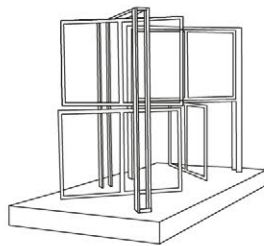
ABSTRACT MASS  
NINA SAUNDERS



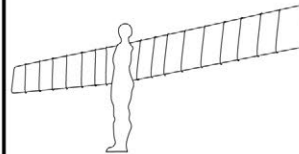
RECLINING FIGURE  
HENRY MOORE



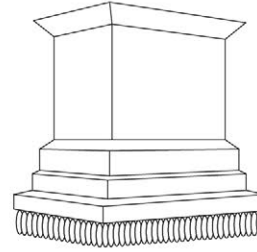
DUTCH LIGHT  
JYLL BRADLEY



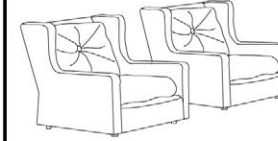
SERIES INDUSTRIAL  
WINDOWS 1  
MARISA FERRERIA



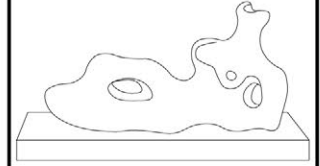
ANGEL OF THE NORTH  
ANTHONY GORMLEY



PUBLIC FIGURES  
DO HO SOH



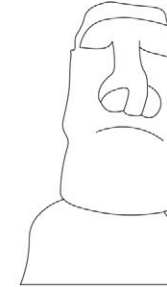
ABSTRACT MASS  
NINA SAUNDERS



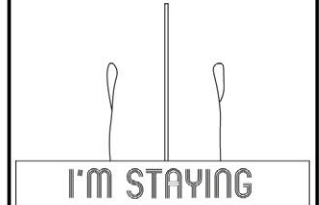
RECLINING FIGURE  
HENRY MOORE



NETWORK  
THOMAS J PRICE



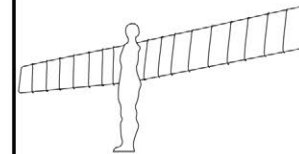
MO'AI  
RAPA NUI



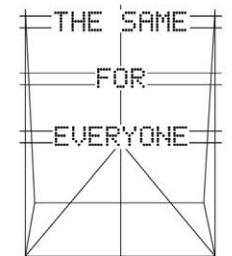
I'M STAYING  
SHAUN C. BADHAM



DAVID  
MICHAELANGELO



ANGEL OF THE NORTH  
ANTHONY GORMLEY



THE SAME FOR EVERYONE  
NATHAN COLEY

## ACTIVITY 2: SUNCATCHER



### INSTRUCTIONS

KEY:



Glue



Cut



Draw



To cut through the shapes, pinch a small bit of the paper and carefully cut into it. Put your scissors through and cut around.

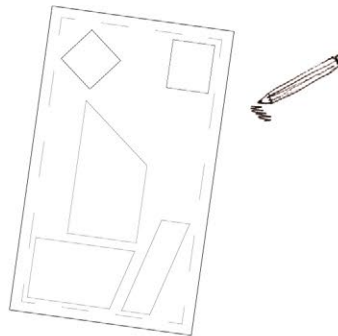
### OBJECTIVE:

- To observe and record the shapes in the sculpture.
- To experiment with and better understand the nature of coloured glass and how it can be used in sculpture.

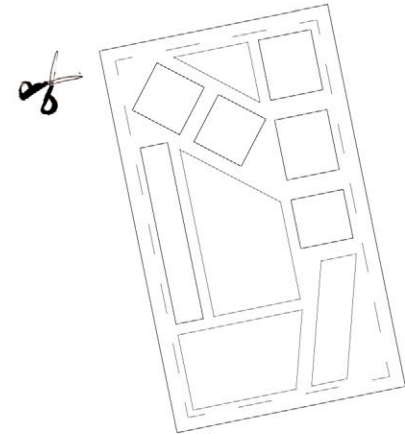
### WHAT YOU NEED:

- Toolkit for Chapter 2 Activity 2
- Coloured cellophane/translucent sweet wrappers
- Pencil
- Scissors
- Glue/sellotape


**Step 1:** Look at the shapes in the sculpture. What are the main shapes you can see? Draw them on your sheet and use the example shapes to help. Make sure to only draw in the dashed line rectangle and leave gaps between your shapes!



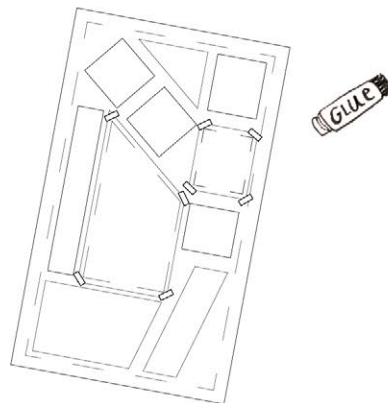
**Step 2:** Cut out the template along the solid black line. Then cut the shapes to leave a stencil for where your coloured cellophane will go.



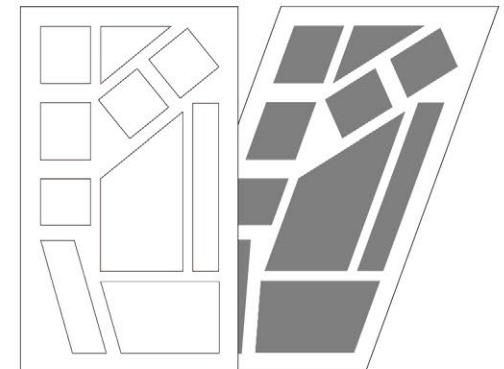
**Step 3:** Cut out shapes in different coloured cellophane that are similar to your cut out shapes. Make sure they are big enough to be stuck over the holes.



**Step 4:** Stick each piece of cellophane over the matching shape/hole on the back of your sheet. Repeat process until all the holes are covered. Turn it over when finished.



**Step 5:** Rest your 'stained glass' suncatcher on the classroom window sill. Observe the types of coloured shadows they make at different times of the day!



# TOOLKIT

SUNCATCHER: 'STAINED  
GLASS' WINDOW



KEY:

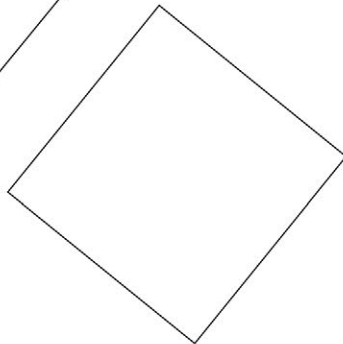
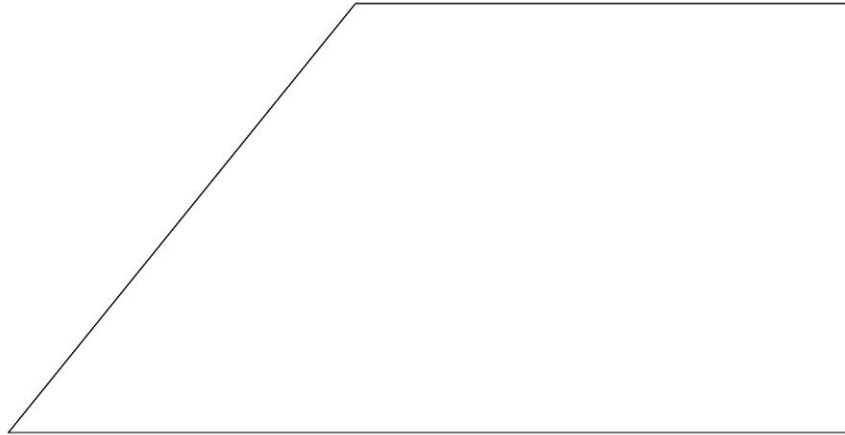
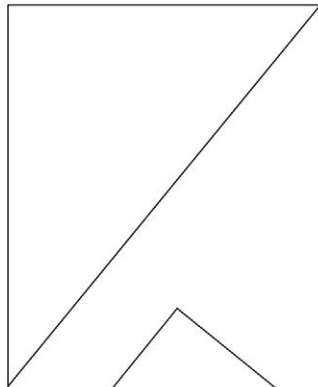
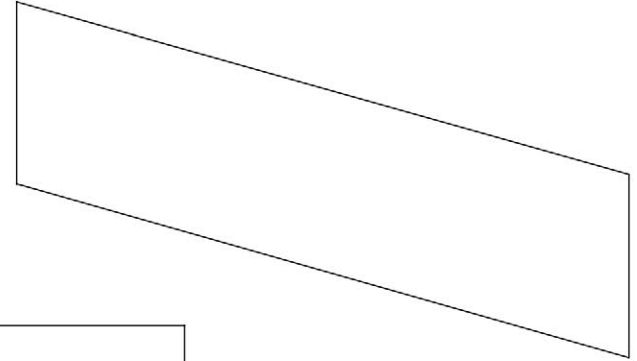




## INSTRUCTIONS:

- Cut out the template along the outside black square
- Follow the instructions on the Activity Sheet



BACK OF TEMPLATE



# ACTIVITY 3: SHADOWS



## INSTRUCTIONS

### OBJECTIVE:

- To experiment with and better understand how patterns can create interesting shadows.
- To use card slot joints to create 3D models.

### WHAT YOU NEED:

- Toolkit for Chapter 2 Activity 3
- Scissors
- String
- Glue/sellotape

### KEY:



Stick




Cut




To cut through the shapes, pinch a small bit of the paper and carefully cut into it. Put your scissors through and cut around.

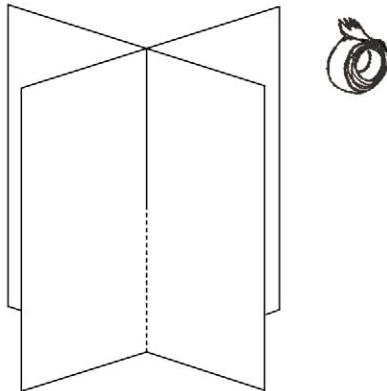
**Step 1:** Cut out both templates along the solid black lines.



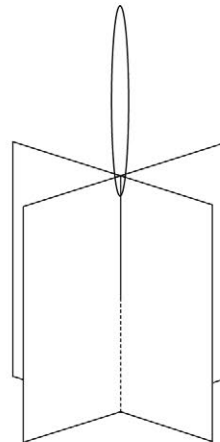
**Step 2:** Cut out the shapes along the dotted line on both templates.



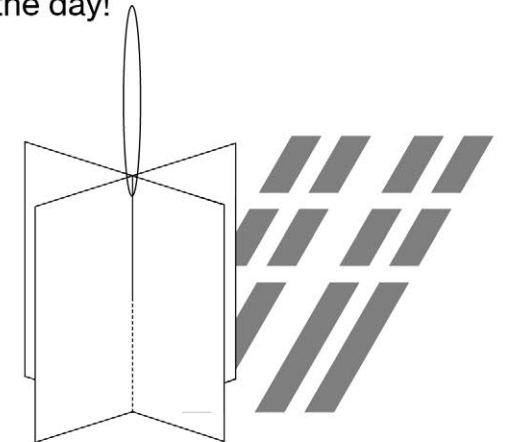
**Step 3:** slot the two pieces together. Sellotape the two bits together if needed.



**Step 4:** Tie string through the hole. Make sure the string is long enough to hang up your mobile!



**Step 5:** Hang up by your bedroom window and watch the shadows it makes at different times of the day!



# TOOLKIT

## SHADOWS: MOBILE

KEY:



### INSTRUCTIONS:

- Cut out the template along the outside black square
- Follow the instructions on the Activity Sheet
- Print on thin white card if preferred/available

