

ACTIVITY 1: SCULPTURE OR STATUE BINGO

NAME: _____



LEARNING OBJECTIVE:

- To become more familiar with SITC and other sculpture names and artists.

WHAT YOU NEED:

- Toolkit for Chapter 2 Activity 1
- Scissors
- Pencil/pen (or counters/buttons if available)

KEY:



Cut

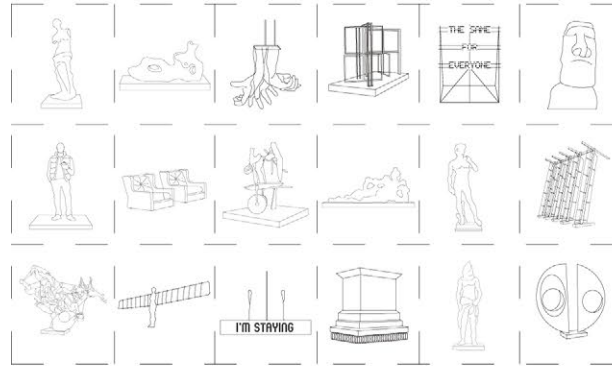


Draw

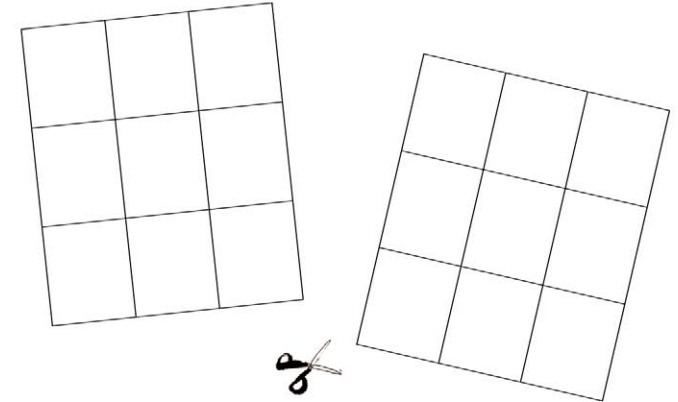


If you want to play more than one round, instead of crossing out the sculptures use counters, buttons, bottle lids, or even a small piece of scrapped paper etc. to cover them as you play. The calling cards can be reshuffled to play more rounds.

Step 1: Cut out the individual caller cards along the dashed lines. One caller per game.




Step 2: Cut out the answer cards, one per player/team per round.

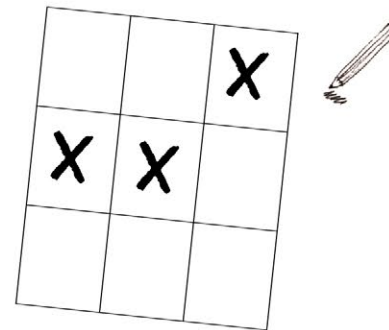
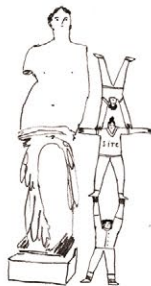


Step 3: The caller calls out one card at a time.

Dutch Light by Jyll Bradley



Step 4: If the card called out matches what is on an answer card, cross it out.



Step 5: The game continues until someone crosses out all 9 sculptures on their card and shouts 'bingo!' to win.



TOOLKIT

SCULPTURE OR STATUE BINGO: CALLING CARD

KEY:

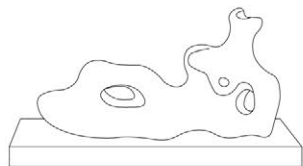


INSTRUCTIONS:

- Cut out the individual cards along the dotted lines
- Follow the instructions on the Activity Sheet

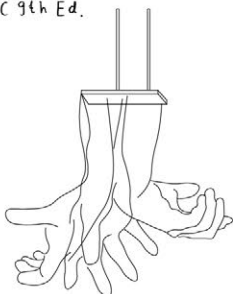


VENUS DI MILO
ALEXANDROS OF ANTIOCH



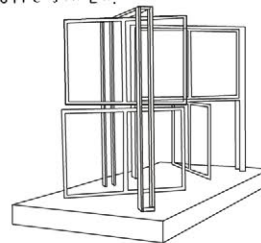
RECLINING FIGURE
HENRY MOORE

SiTC 9th Ed.



THE SOURCE
PATRICK TUTTOFUOCO

SiTC 9th Ed.



SERIES INDUSTRIAL
WINDOWS 1
MARISA FERRERIA

SiTC 9th Ed.



THE SAME FOR
EVERYONE
NATHAN COLEY



MO'AI
RAPA NUI

SiTC 9th Ed.

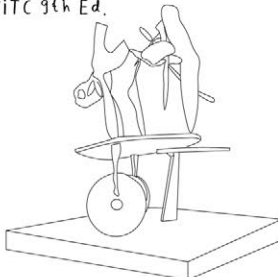


NETWORK
THOMAS J PRICE



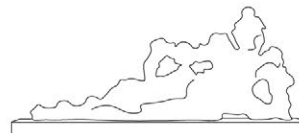
ABSTRACT MASS
NINA SAUNDERS

SiTC 9th Ed.



STAGNIGHT
MICHAEL LYONS

SiTC 9th Ed.

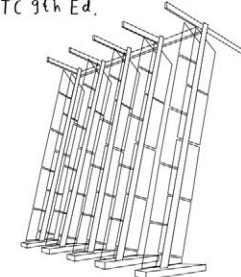


RECLINING NUDE 1
KEVIN FRANCIS GRAY



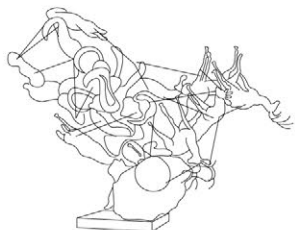
DAVID
MICHAELANGELO

SiTC 9th Ed.




DUTCH LIGHT
JYLL BRADLEY

SiTC 9th Ed.




CROCODYLIIS
PHILODENDRUS
NANCY RUBINS

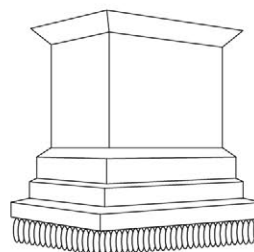


ANGEL OF THE NORTH
ANTHONY GORMLEY

SiTC 9th Ed.



I'M STAYING
SHAUN C. BADHAM

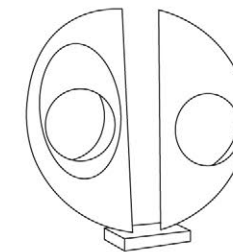


PUBLIC FIGURES
DO HO SUH

SiTC 9th Ed.



SITE OF THE FALL
REZA ARAMESH



TWO FORMS
DIVIDED CIRCLE
BARBARA HEPWORTH

TOOLKIT

SCULPTURE OR STATUE BINGO: ANSWER CARDS 1



INSTRUCTIONS:

- Cut out the template along the outside black square
- Follow the instructions on the Activity Sheet



<p>THE SOURCE PATRICK TUTTOFUOCO</p>	<p>MO'AI RAPA NUI</p>	<p>CROCODYLIIS PHILODENDRUS NANCY RUBINS</p>
<p>PUBLIC FIGURES DO HO SOH</p>	<p>DAVID MICHAELANGELO</p>	<p>I'M STAYING SHAUN C. BADHAM</p>
<p>SITE OF THE FALL REZA ARAMESH</p>	<p>THE SAME FOR EVERYONE NATHAN COLEY</p>	<p>NETWORK THOMAS J PRICE</p>



<p>SITE OF THE FALL REZA ARAMESH</p>	<p>ANGEL OF THE NORTH ANTHONY GORMLEY</p>	<p>STAGNIGHT MICHAEL LYONS</p>
<p>DAVID MICHAELANGELO</p>	<p>NETWORK THOMAS J PRICE</p>	<p>TWO FORMS DIVIDED CIRCLE BARBARA HEPWORTH</p>
<p>MO'AI RAPA NUI</p>	<p>RECLINING NUDE 1 KEVIN FRANCIS GRAY</p>	<p>SERIES INDUSTRIAL WINDOWS 1 MARISA FERRERIA</p>

TOOLKIT

SCULPTURE OR STATUE BINGO: ANSWER CARDS 2



INSTRUCTIONS:

- Cut out the template along the outside black square
- Follow the instructions on the Activity Sheet



<p>TWO FORMS DIVIDED CIRCLE BARBARA HEPWORTH</p>	<p>I'M STAYING</p> <p>I'M STAYING SHAUN C. BADHAM</p>	<p>RECLINING NUDE 1 KEVIN FRANCIS GRAY</p>
<p>DUTCH LIGHT JYLL BRADLEY</p>	<p>MO'AI RAPA NUI</p>	<p>NETWORK THOMAS J PRICE</p>
<p>ANGEL OF THE NORTH ANTHONY GORMLEY</p>	<p>THE SOURCE PATRICK TUTTOFUOCO</p>	<p>RECLINING FIGURE HENRY MOORE</p>



<p>CROCODYLIUS PHILODENDRUS NANCY RUBINS</p>	<p>THE SAME FOR EVERYONE</p> <p>THE SAME FOR EVERYONE NATHAN COLEY</p>	<p>ANGEL OF THE NORTH ANTHONY GORMLEY</p>
<p>RECLINING FIGURE HENRY MOORE</p>	<p>I'M STAYING</p> <p>I'M STAYING SHAUN C. BADHAM</p>	<p>PUBLIC FIGURES DO HO SOH</p>
<p>TWO FORMS DIVIDED CIRCLE BARBARA HEPWORTH</p>	<p>NETWORK THOMAS J PRICE</p>	<p>SERIES INDUSTRIAL WINDOWS 1 MARIJA FERRERIA</p>

TOOLKIT

SCULPTURE OR STATUE BINGO: ANSWER CARDS 3



INSTRUCTIONS:

- Cut out the template along the outside black square
- Follow the instructions on the Activity Sheet



<p>CROCODYLIUS PHILODENDRUS NANCY RUBINS</p>	<p>THE SAME FOR EVERYONE</p> <p>THE SAME FOR EVERYONE NATHAN COLEY</p>	<p>VENUS DI MILO ALEXANDROS OF ANTIOCH</p>
<p>NETWORK THOMAS J PRICE</p>	<p>STAGNIGHT MICHAEL LYONS</p>	<p>SITE OF THE FALL REZA ARAMESH</p>
<p>RECLINING FIGURE HENRY MOORE</p>	<p>THE SOURCE PATRICK TUTTOFUOCO</p>	<p>DAVID MICHAELANGELO</p>



<p>CROCODYLIUS PHILODENDRUS NANCY RUBINS</p>	<p>THE SOURCE PATRICK TUTTOFUOCO</p>	<p>SERIES INDUSTRIAL WINDOWS 1 MARIJA FERRERIA</p>
<p>MO'AI RAPA NUI</p>	<p>SITE OF THE FALL REZA ARAMESH</p>	<p>NETWORK THOMAS J PRICE</p>
<p>ANGEL OF THE NORTH ANTHONY GORMLEY</p>	<p>I'M STAYING SHAUN C. BADHAM</p>	<p>VENUS DI MILO ALEXANDROS OF ANTIOCH</p>

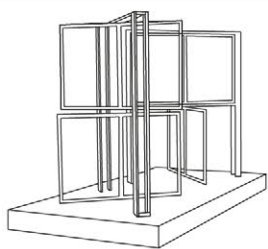
TOOLKIT

SCULPTURE OR STATUE BINGO: ANSWER CARDS 4

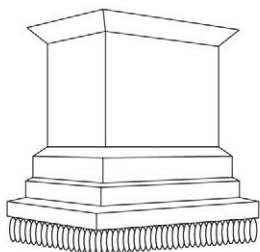


INSTRUCTIONS:

- Cut out the template along the outside black square
- Follow the instructions on the Activity Sheet



SERIES INDUSTRIAL
WINDOWS 1
MARISA FERRERIA




PUBLIC FIGURES
DO HO SUH



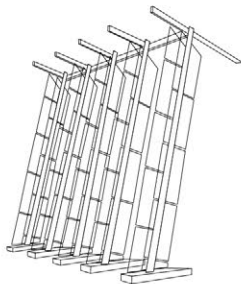
SITE OF THE FALL
REZA ARAMESH



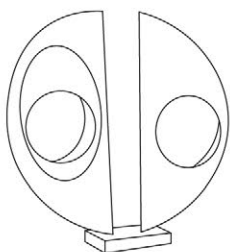
ABSTRACT MASS
NINA SAUNDERS



MO'AI
RAPA NUI




DUTCH LIGHT
JYLL BRADLEY



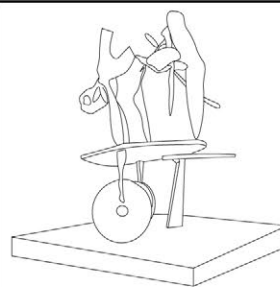
TWO FORMS
DIVIDED CIRCLE
BARBARA HEPWORTH



NETWORK
THOMAS J PRICE



I'M STAYING
SHAUN C. BADHAM



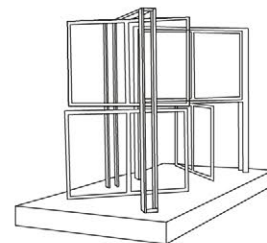
STAGNANT
MICHAEL LYONS



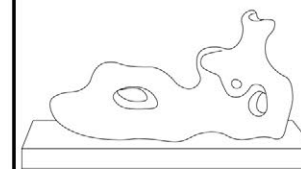
DAVID
MICHAELANGELO



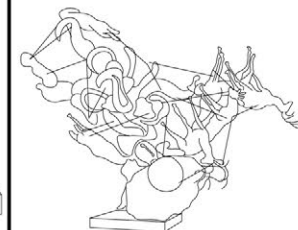
VENUS DI MILO
ALEXANDROS OF ANTIOCH



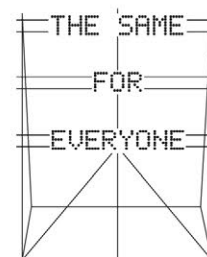
SERIES INDUSTRIAL
WINDOWS 1
MARISA FERRERIA



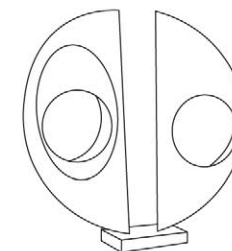
RECLINING FIGURE
HENRY MOORE



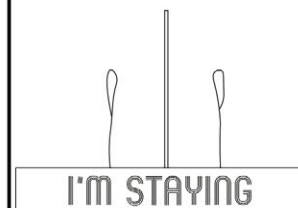
CROCODYLIIS
PHILODENDRUS
NANCY RUBINS



THE SAME
FOR
EVERYONE
NATHAN COLEY



TWO FORMS
DIVIDED CIRCLE
BARBARA HEPWORTH



I'M STAYING
SHAUN C. BADHAM

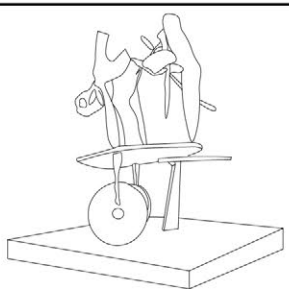
TOOLKIT

SCULPTURE OR STATUE BINGO: ANSWER CARDS 5

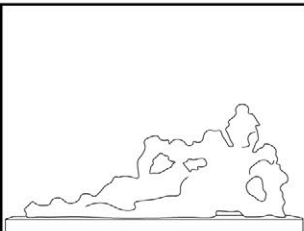


INSTRUCTIONS:


- Cut out the template along the outside black square
- Follow the instructions on the Activity Sheet



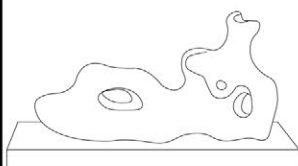
STAGNIGHT
MICHAEL LYONS



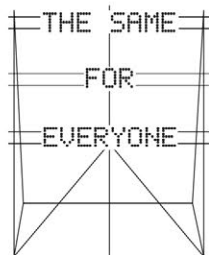
RECLINING NUDE 1
KEVIN FRANCIS GRAY



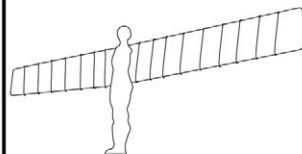
MO'AI
RAPA NUI



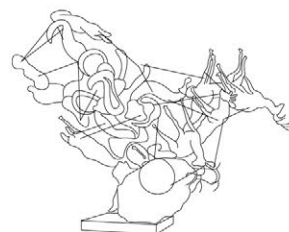
RECLINING FIGURE
HENRY MOORE



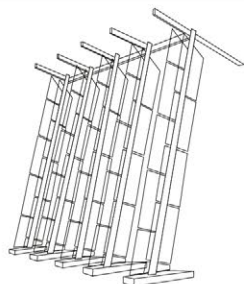
THE SAME
FOR
EVERYONE
NATHAN COLEY




ANGEL OF THE NORTH
ANTHONY GORMLEY



CROCODYLIUS
PHILODENDRUS
NANCY RUBINS

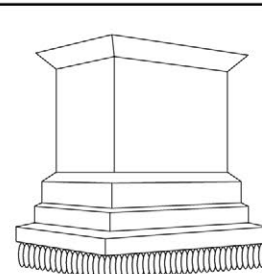


DUTCH LIGHT
JYLL BRADLEY

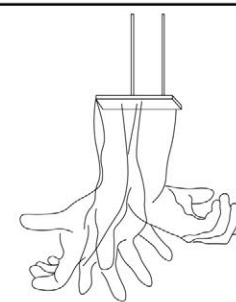


I'M STAYING

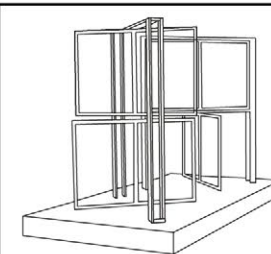
I'M STAYING
SHAUN C. BADHAM



PUBLIC FIGURES
DO HO SUH



THE SOURCE
PATRICK TUTTOFUOCO



SERIES INDUSTRIAL
WINDOWS 1
MARIJA FERRERIA



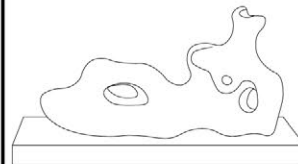
SITE OF THE FALL
REZA ARAMESH



ABSTRACT MASS
NINA SAUNDERS



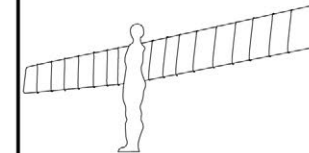
NETWORK
THOMAS J PRICE



RECLINING FIGURE
HENRY MOORE



VENUS DI MILO
ALEXANDROS OF ANTIOCH



ANGEL OF THE NORTH
ANTHONY GORMLEY

TOOLKIT

SCULPTURE OR STATUE BINGO: ANSWER CARDS 6



INSTRUCTIONS:

- Cut out the template along the outside black square
- Follow the instructions on the Activity Sheet



<p>THE SOURCE PATRICK TUTTOFUOCO</p>	<p>RECLINING FIGURE HENRY MOORE</p>	<p>MO'AI RAPA NUI</p>
<p>I'M STAYING</p> <p>I'M STAYING SHAUN C. BADHAM</p>	<p>STAGNIGHT MICHAEL LYONS</p>	<p>ANGEL OF THE NORTH ANTHONY GORMLEY</p>
<p>ABSTRACT MASS NINA SAUNDERS</p>	<p>CROCODYLIIS PHILODENDRUS NANCY RUBINS</p>	<p>PUBLIC FIGURES DO HO SOH</p>



<p>SITE OF THE FALL REZA ARAMESH</p>	<p>I'M STAYING</p> <p>I'M STAYING SHAUN C. BADHAM</p>	<p>ABSTRACT MASS NINA SAUNDERS</p>
<p>RECLINING NUDE 1 KEVIN FRANCIS GRAY</p>	<p>THE SOURCE PATRICK TUTTOFUOCO</p>	<p>NETWORK THOMAS J PRICE</p>
<p>ANGEL OF THE NORTH ANTHONY GORMLEY</p>	<p>DAVID MICHAELANGELO</p>	<p>MO'AI RAPA NUI</p>

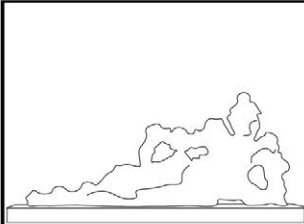
TOOLKIT

SCULPTURE OR STATUE BINGO: ANSWER CARDS 7

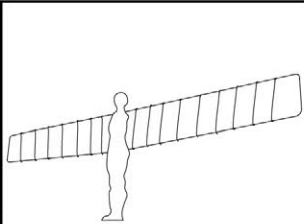


INSTRUCTIONS:

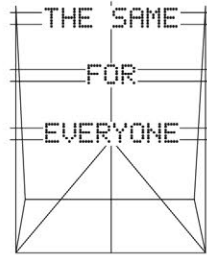
- Cut out the template along the outside black square
- Follow the instructions on the Activity Sheet



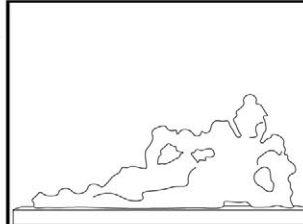
RECLINING NUDE 1
KEVIN FRANCIS GRAY



ANGEL OF THE NORTH
ANTHONY GORMLEY



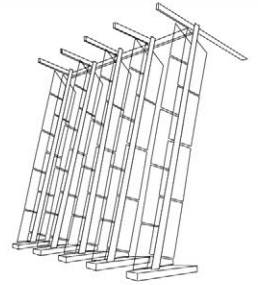
THE SAME FOR EVERYONE
NATHAN COLEY



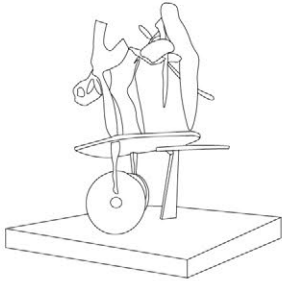
RECLINING NUDE 1
KEVIN FRANCIS GRAY



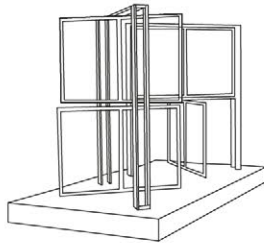
THE SAME FOR EVERYONE
NATHAN COLEY




DUTCH LIGHT
JYLL BRADLEY



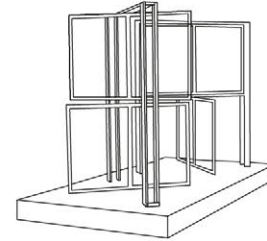
STAGNIGHT
MICHAEL LYONS



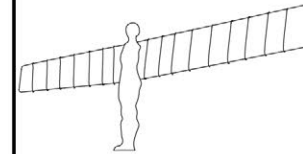
SERIES INDUSTRIAL
WINDOWS 1
MARISA FERRERIA



MO'AI
RAPA NUI




SERIES INDUSTRIAL
WINDOWS 1
MARISA FERRERIA



ANGEL OF THE NORTH
ANTHONY GORMLEY



DAVID
MICHAELANGELO



I'M STAYING


I'M STAYING
SHAUN C. BADHAM



SITE OF THE FALL
REZA ARAMESH

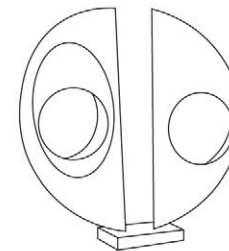


NETWORK
THOMAS J PRICE

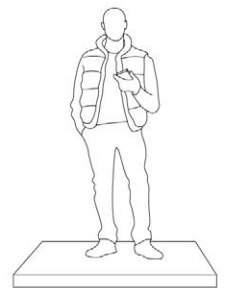


I'M STAYING

I'M STAYING
SHAUN C. BADHAM



TWO FORMS
DIVIDED CIRCLE
BARBARA HEPWORTH



NETWORK
THOMAS J PRICE

TOOLKIT

SCULPTURE OR STATUE

BINGO: ANSWER CARDS 8




KEY:

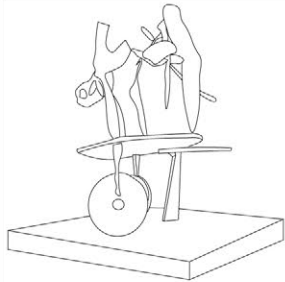


INSTRUCTIONS:

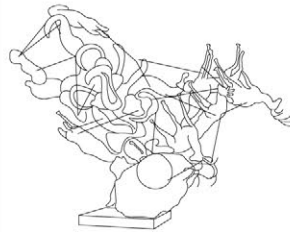
- Cut out the template along the outside black square
- Follow the instructions on the Activity Sheet



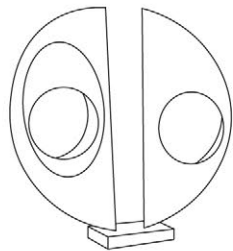
ABSTRACT MASS
NINA SAUNDERS



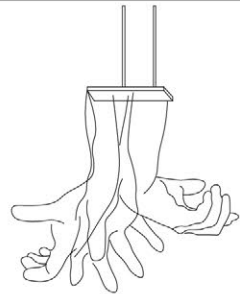
STAGNIGHT
MICHAEL LYONS



CROCODYLIUS
PHILODENDRUS
NANCY RUBINS



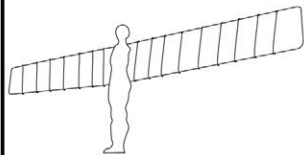
TWO FORMS
DIVIDED CIRCLE
BARBARA HEPWORTH




THE SOURCE
PATRICK TUTTOFUOCO



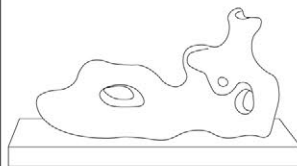
SITE OF THE FALL
REZA ARAMESH



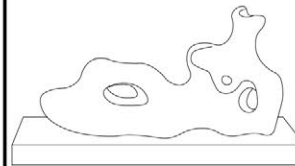
ANGEL OF THE NORTH
ANTHONY GORMLEY




MO'AI
RAPA NUI



RECLINING FIGURE
HENRY MOORE

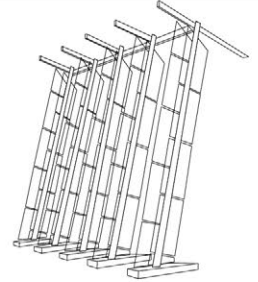


RECLINING FIGURE
HENRY MOORE



I'M STAYING

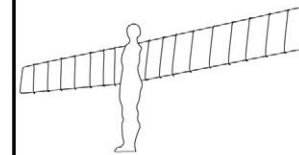
I'M STAYING
SHAUN C. BADHAM



DUTCH LIGHT
JYLL BRADLEY



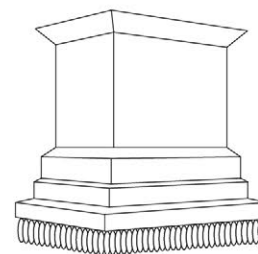
NETWORK
THOMAS J PRICE



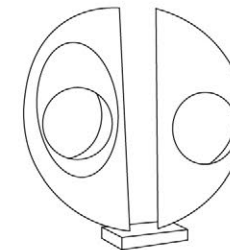
ANGEL OF THE NORTH
ANTHONY GORMLEY



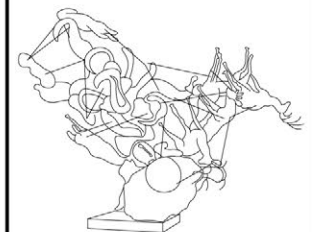
VENUS DI MILO
ALEXANDROS OF ANTIOCH



PUBLIC FIGURES
DO HO SUH



TWO FORMS
DIVIDED CIRCLE
BARBARA HEPWORTH



CROCODYLIUS
PHILODENDRUS
NANCY RUBINS

TOOLKIT

SCULPTURE OR STATUE BINGO: ANSWER CARDS 9

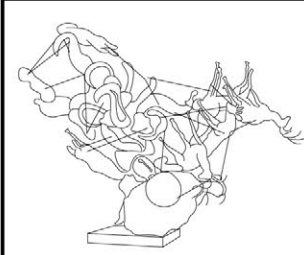


KEY:

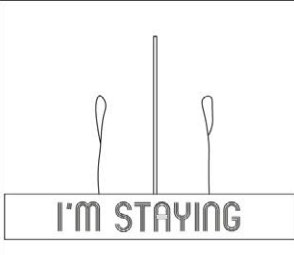


INSTRUCTIONS:

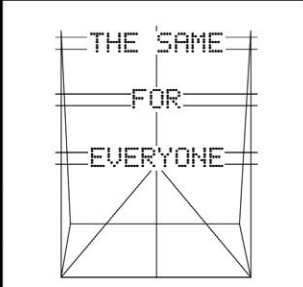
- Cut out the template along the outside black square
- Follow the instructions on the Activity Sheet



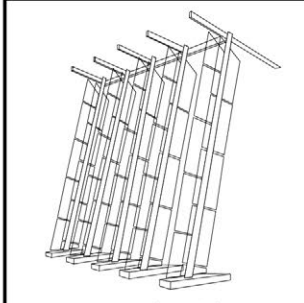
CROCODYLIUS
PHILODENDRUS
NANCY RUBINS



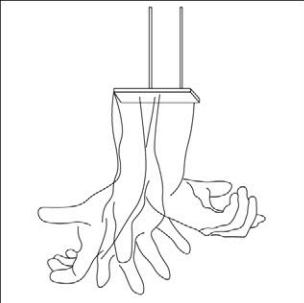
I'M STAYING
SHAUN C. BADHAM



THE SAME FOR EVERYONE
NATHAN COLEY




DUTCH LIGHT
JYLL BRADLEY



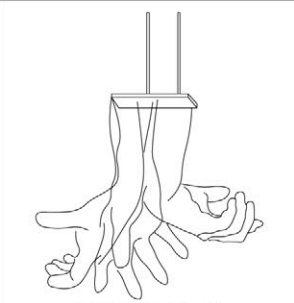
THE SOURCE
PATRICK TUTTOFUOCO




VENUS DI MILO
ALEXANDROS OF ANTIOCH



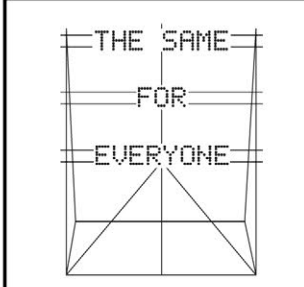
MO'AI
RAPA NUI



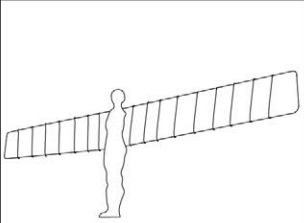
THE SOURCE
PATRICK TUTTOFUOCO




ABSTRACT MASS
NINA SAUNDERS



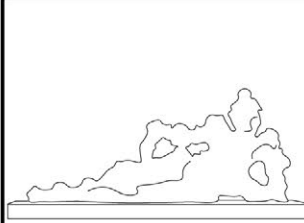
THE SAME FOR EVERYONE
NATHAN COLEY



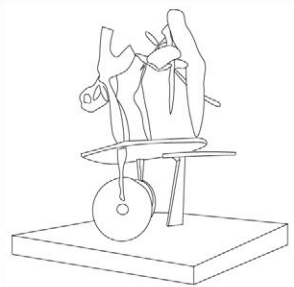
ANGEL OF THE NORTH
ANTHONY GORMLEY



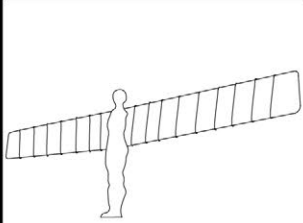
I'M STAYING
SHAUN C. BADHAM



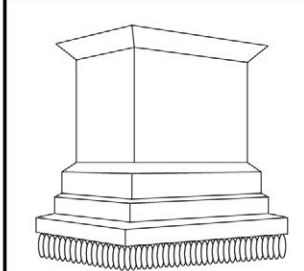
RECLINING NUDE 1
KEVIN FRANCIS GRAY



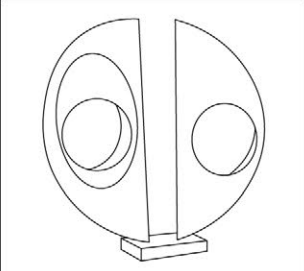
STAGNIGHT
MICHAEL LYONS



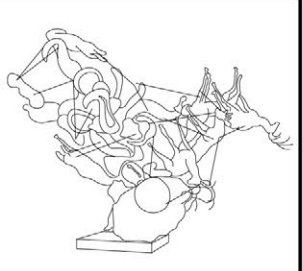
ANGEL OF THE NORTH
ANTHONY GORMLEY



PUBLIC FIGURES
DO HO SOH



TWO FORMS
DIVIDED CIRCLE
BARBARA HEPWORTH



CROCODYLIUS
PHILODENDRUS
NANCY RUBINS

TOOLKIT

SCULPTURE OR STATUE

BINGO: ANSWER CARDS 10



KEY:



cut



INSTRUCTIONS:

- Cut out the template along the outside black square
- Follow the instructions on the Activity Sheet



NETWORK
THOMAS J PRICE




DAVID
MICHAELANGELO



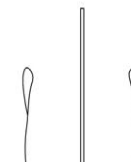
RECLINING NUDE 1
KEVIN FRANCIS GRAY



NETWORK
THOMAS J PRICE

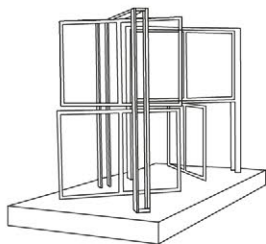


ANGEL OF THE NORTH
ANTHONY GORMLEY

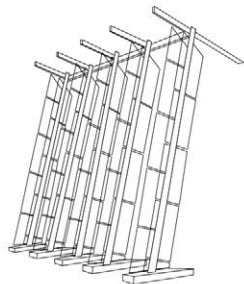


I'M STAYING

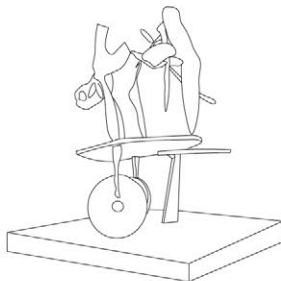
I'M STAYING
SHAUN C. BADHAM



SERIES INDUSTRIAL
WINDOWS 1
MARISA FERRERIA



DUTCH LIGHT
JYLL BRADLEY



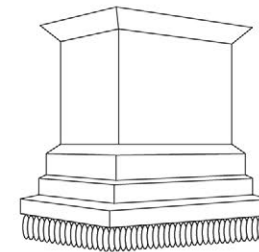
STAGNIGHT
MICHAEL LYONS



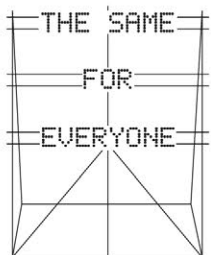
VENUS DI MILO
ALEXANDROS OF ANTIOCH



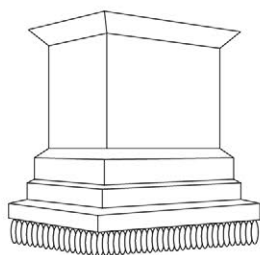
SITE OF THE FALL
REZA ARAMESH



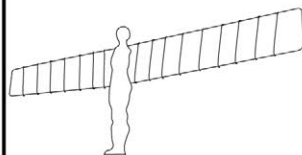
PUBLIC FIGURES
DO HO SOH



THE SAME FOR EVERYONE
NATHAN COLEY



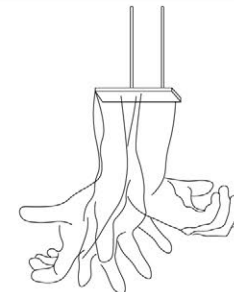
PUBLIC FIGURES
DO HO SOH



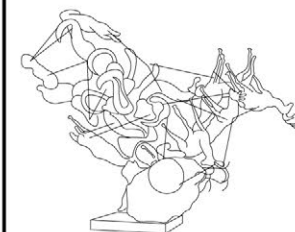
ANGEL OF THE NORTH
ANTHONY GORMLEY



ABSTRACT MASS
NINA SAUNDERS



THE SOURCE
PATRICK TUTTOFUOCO



CROCODYLIUS
PHILODENDRUS
NANCY RUBINS

TOOLKIT

SCULPTURE OR STATUE

BINGO: ANSWER CARDS 11



KEY:

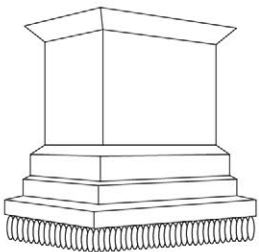


cut




INSTRUCTIONS:

- Cut out the template along the outside black square
- Follow the instructions on the Activity Sheet



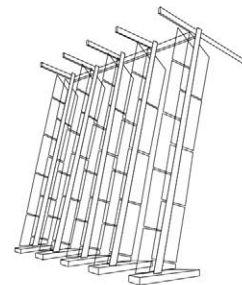
PUBLIC FIGURES
DO HO SOH



I'M STAYING
SHAUN C. BADHAM



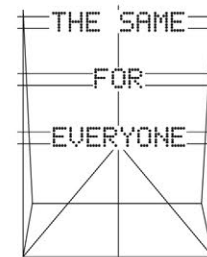
ABSTRACT MASS
NINA SAUNDERS



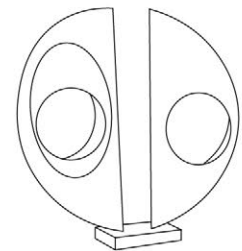
DUTCH LIGHT
JYLL BRADLEY



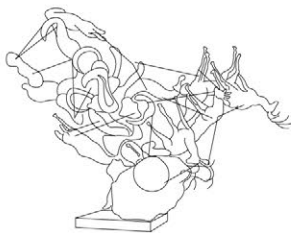
VENUS DI MILO
ALEXANDROS OF ANTIOCH



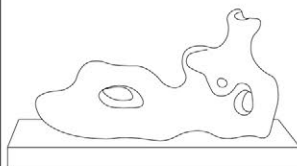
THE SAME FOR EVERYONE
NATHAN COLEY



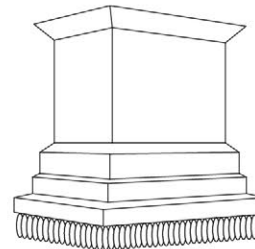
TWO FORMS
DIVIDED CIRCLE
BARBARA HEPWORTH



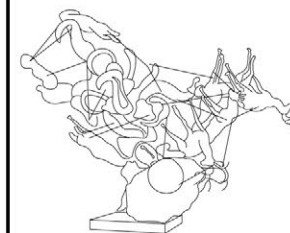
CROCODYLIUS
PHILODENDRUS
NANCY RUBINS



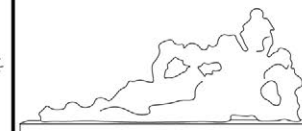
RECLINING FIGURE
HENRY MOORE



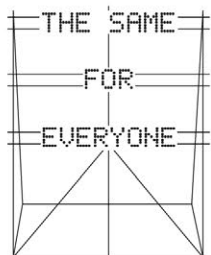
PUBLIC FIGURES
DO HO SOH



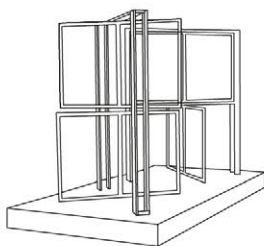
CROCODYLIUS
PHILODENDRUS
NANCY RUBINS



RECLINING NUDE 1
KEVIN FRANCIS GRAY



THE SAME FOR EVERYONE
NATHAN COLEY



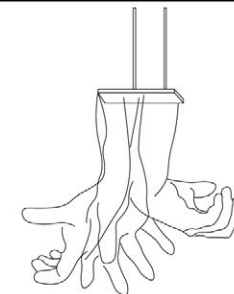
SERIES INDUSTRIAL
WINDOWS 1
MARISA FERRERIA



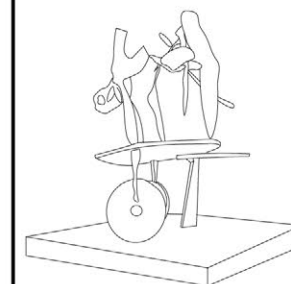
MO'AI
RAPA NUI



SITE OF THE FALL
REZA ARAMESH



THE SOURCE
PATRICK TUTTOFUOCO



STAGNIGHT
MICHAEL LYONS

TOOLKIT

SCULPTURE OR STATUE

BINGO: ANSWER CARDS 12

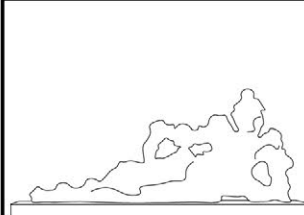


KEY:



INSTRUCTIONS:

- Cut out the template along the outside black square
- Follow the instructions on the Activity Sheet



RECLINING NUDE 1
KEVIN FRANCIS GRAY



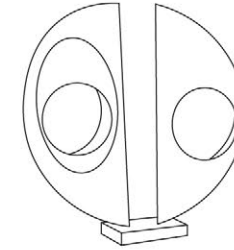
DAVID
MICHAELANGELO



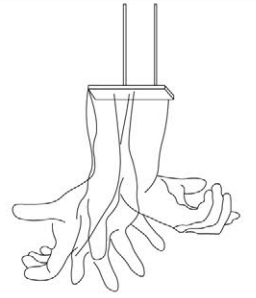
SITE OF THE FALL
REZA ARAMESH



NETWORK
THOMAS J PRICE



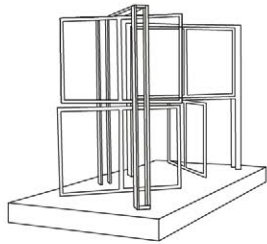
TWO FORMS
DIVIDED CIRCLE
BARBARA HEPWORTH



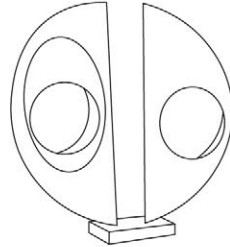
THE SOURCE
PATRICK TUTTOFUOCO



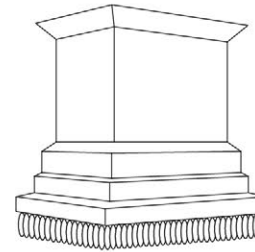
VENUS DI MILO
ALEXANDROS OF ANTIOCH



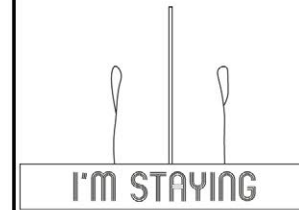
SERIES INDUSTRIAL
WINDOWS 1
MARISA FERRERIA



TWO FORMS
DIVIDED CIRCLE
BARBARA HEPWORTH



PUBLIC FIGURES
DO HO SOH

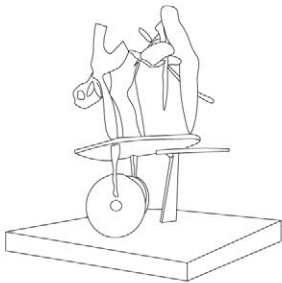


I'M STAYING

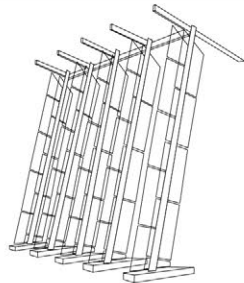
I'M STAYING
SHAUN C. BADHAM



DAVID
MICHAELANGELO



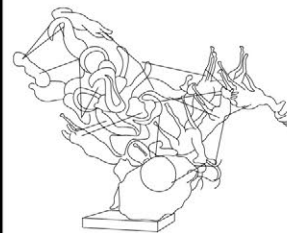
STAGNIGHT
MICHAEL LYONS



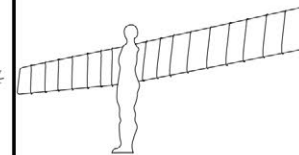
DUTCH LIGHT
JYLL BRADLEY



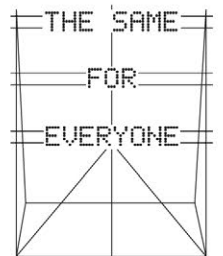
NETWORK
THOMAS J PRICE



CROCODYLIUS
PHILODENDRUS
NANCY RUBINS



ANGEL OF THE NORTH
ANTHONY GORMLEY



THE SAME
FOR
EVERYONE
NATHAN COLEY

TOOLKIT

SCULPTURE OR STATUE

BINGO: ANSWER CARDS 13

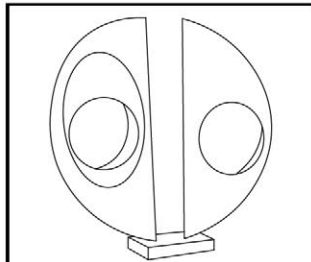


KEY:

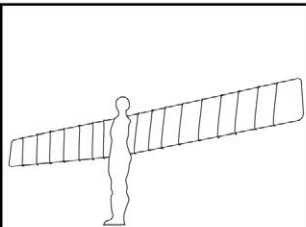


INSTRUCTIONS:

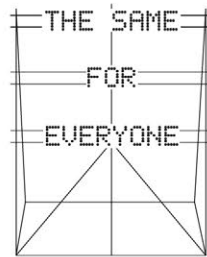
- Cut out the template along the outside black square
- Follow the instructions on the Activity Sheet



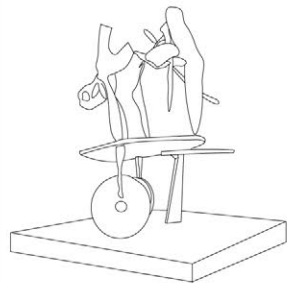
TWO FORMS
DIVIDED CIRCLE
BARBARA HEPWORTH



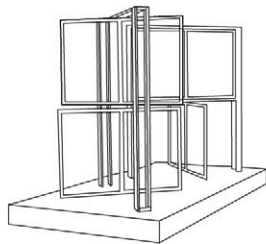
ANGEL OF THE NORTH
ANTHONY GORMLEY



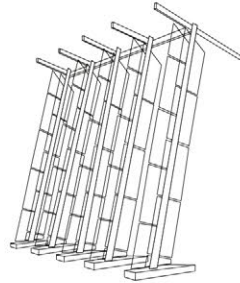
THE SAME FOR EVERYONE
NATHAN COLEY



STAGNIGHT
MICHAEL LYONS




SERIES INDUSTRIAL
WINDOWS 1
MARISA FERRERIA



DUTCH LIGHT
JYLL BRADLEY



VENUS DI MILO
ALEXANDROS OF ANTIOCH



RECLINING NUDE 1
KEVIN FRANCIS GRAY




DAVID
MICHAELANGELO



VENUS DI MILO
ALEXANDROS OF ANTIOCH



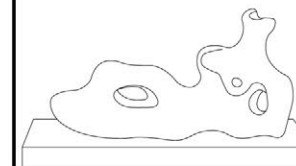
ABSTRACT MASS
NINA SAUNDERS



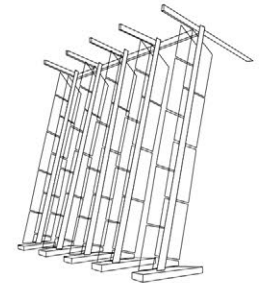
RECLINING NUDE 1
KEVIN FRANCIS GRAY



NETWORK
THOMAS J PRICE



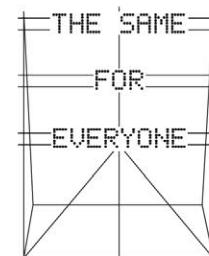
RECLINING FIGURE
HENRY MOORE



DUTCH LIGHT
JYLL BRADLEY



DAVID
MICHAELANGELO



THE SAME FOR EVERYONE
NATHAN COLEY



SITE OF THE FALL
REZA ARAMESH

TOOLKIT

SCULPTURE OR STATUE

BINGO: ANSWER CARDS 14



KEY:

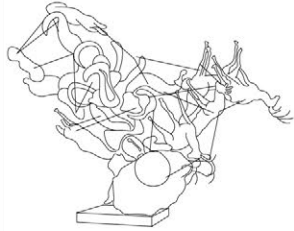


INSTRUCTIONS:

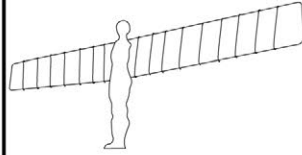
- Cut out the template along the outside black square
- Follow the instructions on the Activity Sheet



ABSTRACT MASS
NINA SAUNDERS



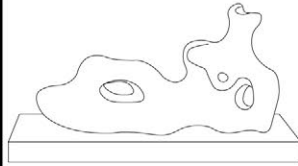
CROCODYLIUS
PHILODENDRUS
NANCY RUBINS



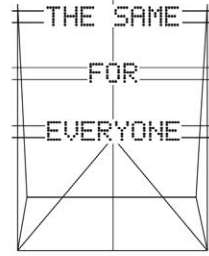
ANGEL OF THE NORTH
ANTHONY GORMLEY



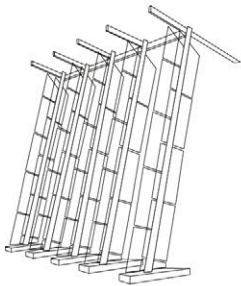
VENUS DI MILO
ALEXANDROS OF ANTIOCH



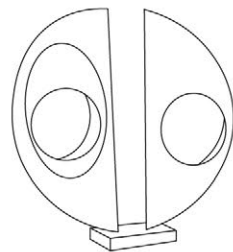
RECLINING FIGURE
HENRY MOORE



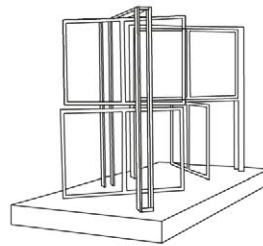
THE SAME FOR EVERYONE
NATHAN COLEY



DUTCH LIGHT
JYLL BRADLEY



TWO FORMS
DIVIDED CIRCLE
BARBARA HEPWORTH




SERIES INDUSTRIAL
WINDOWS 1
MARISA FERRERIA



DAVID
MICHAELANGELO



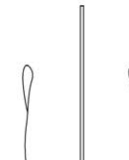
SITE OF THE FALL
REZA ARAMESH



NETWORK
THOMAS J PRICE

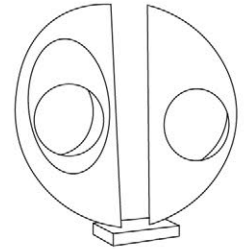


VENUS DI MILO
ALEXANDROS OF ANTIOCH

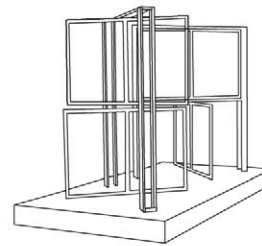


I'M STAYING

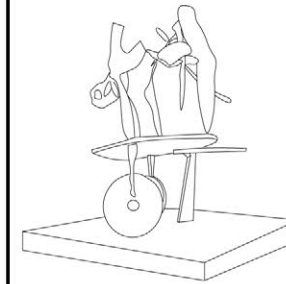
I'M STAYING
SHAUN C. BADHAM



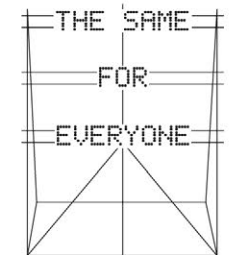
TWO FORMS
DIVIDED CIRCLE
BARBARA HEPWORTH



SERIES INDUSTRIAL
WINDOWS 1
MARISA FERRERIA



STAGNIGHT
MICHAEL LYONS



THE SAME FOR EVERYONE
NATHAN COLEY

TOOLKIT

SCULPTURE OR STATUE

BINGO: ANSWER CARDS 15



KEY:

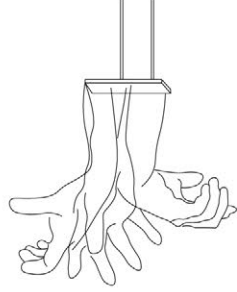


INSTRUCTIONS:

- Cut out the template along the outside black square
- Follow the instructions on the Activity Sheet



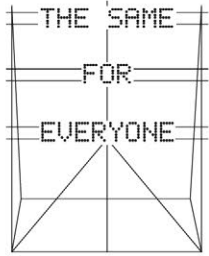
DAVID
MICHAELANGELO



THE SOURCE
PATRICK TUTTOFUOCO



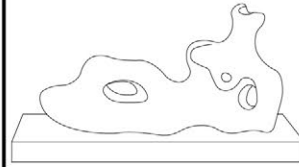
VENUS DI MILO
ALEXANDROS OF ANTIOCH



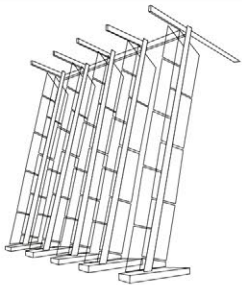
THE SAME FOR EVERYONE
NATHAN COLEY



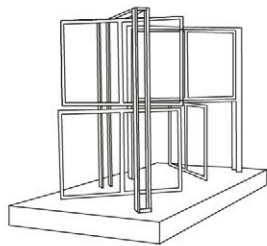
ABSTRACT MASS
NINA SAUNDERS



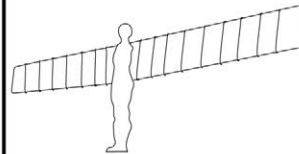
RECLINING FIGURE
HENRY MOORE



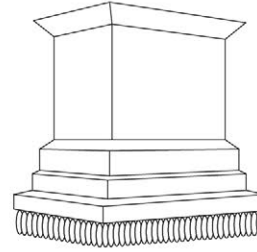
DUTCH LIGHT
JYLL BRADLEY



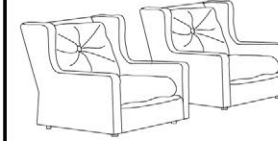
SERIES INDUSTRIAL
WINDOWS 1
MARISA FERRERIA



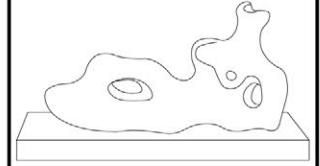
ANGEL OF THE NORTH
ANTHONY GORMLEY



PUBLIC FIGURES
DO HO SOH



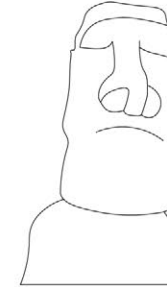
ABSTRACT MASS
NINA SAUNDERS



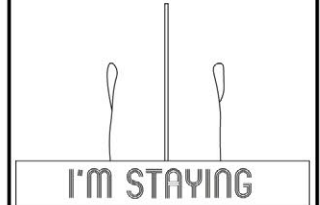
RECLINING FIGURE
HENRY MOORE



NETWORK
THOMAS J PRICE



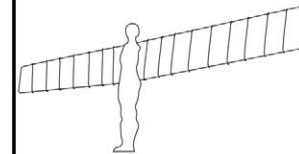
MO'AI
RAPA NUI



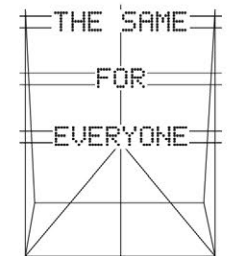
I'M STAYING
SHAUN C. BADHAM



DAVID
MICHAELANGELO



ANGEL OF THE NORTH
ANTHONY GORMLEY



THE SAME FOR EVERYONE
NATHAN COLEY

ACTIVITY 2: SUNCATCHER



INSTRUCTIONS

KEY:



Glue



Cut



Draw



To cut through the shapes, pinch a small bit of the paper and carefully cut into it. Put your scissors through and cut around.

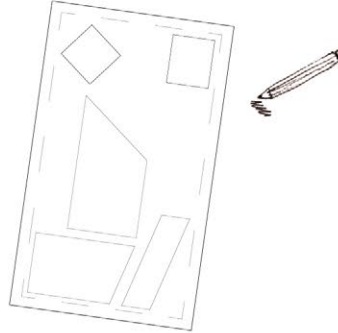
OBJECTIVE:

- To observe and record the shapes in the sculpture.
- To experiment with and better understand the nature of coloured glass and how it can be used in sculpture.

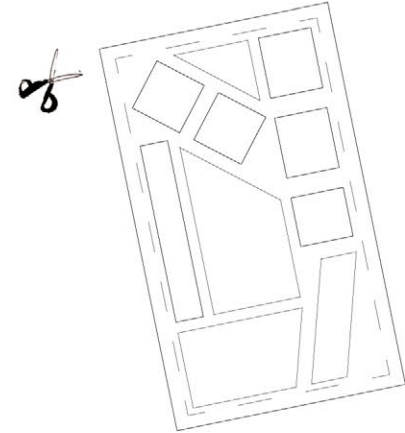
WHAT YOU NEED:

- Toolkit for Chapter 2 Activity 2
- Coloured cellophane/translucent sweet wrappers
- Pencil
- Scissors
- Glue/sellotape


Step 1: Look at the shapes in the sculpture. What are the main shapes you can see? Draw them on your sheet and use the example shapes to help. Make sure to only draw in the dashed line rectangle and leave gaps between your shapes!



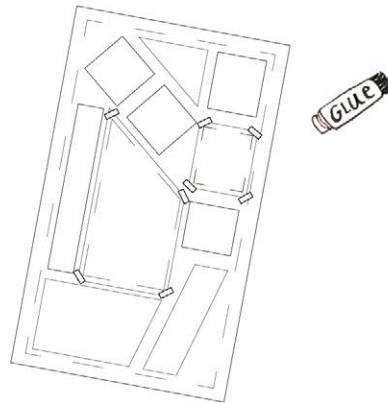
Step 2: Cut out the template along the solid black line. Then cut the shapes to leave a stencil for where your coloured cellophane will go.




Step 3: Cut out shapes in different coloured cellophane that are similar to your cut out shapes. Make sure they are big enough to be stuck over the holes.



Step 4: Stick each piece of cellophane over the matching shape/hole on the back of your sheet. Repeat process until all the holes are covered. Turn it over when finished.



Step 5: Rest your 'stained glass' suncatcher on the classroom window sill. Observe the types of coloured shadows they make at different times of the day!



TOOLKIT

SUNCATCHER: 'STAINED
GLASS' WINDOW



KEY:

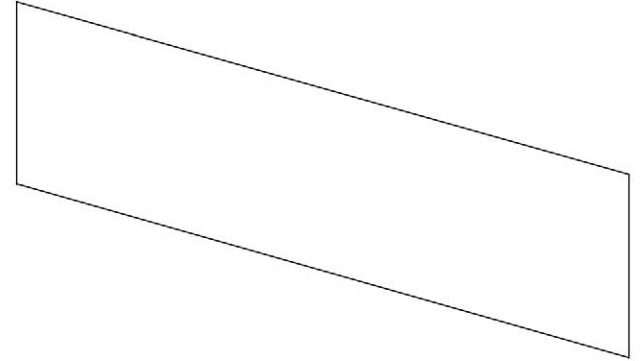
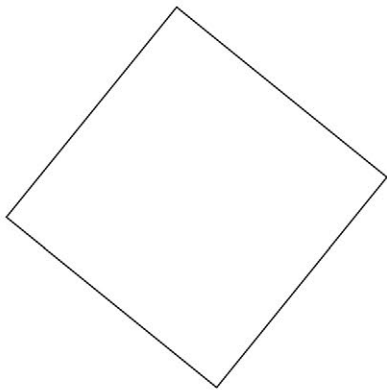


INSTRUCTIONS:

- Cut out the template along the outside black square
- Follow the instructions on the Activity Sheet



BACK OF TEMPLATE



ACTIVITY 3: SHADOWS



INSTRUCTIONS

OBJECTIVE:

- To experiment with and better understand how patterns can create interesting shadows.
- To use card slot joints to create 3D models.

WHAT YOU NEED:

- Toolkit for Chapter 2 Activity 3
- Scissors
- String
- Glue/sellotape

KEY:



Stick




Cut




To cut through the shapes, pinch a small bit of the paper and carefully cut into it. Put your scissors through and cut around.

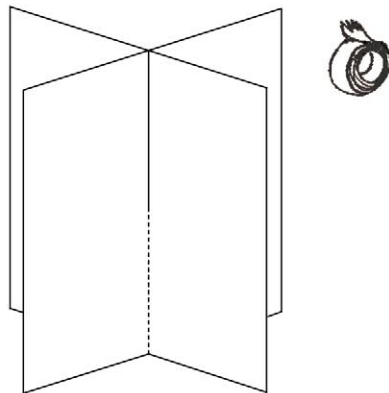
Step 1: Cut out both templates along the solid black lines.



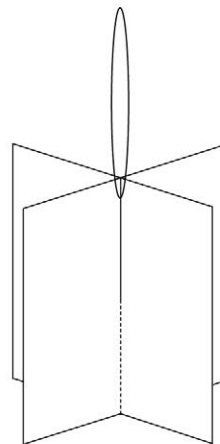
Step 2: Cut out the shapes along the dotted line on both templates.



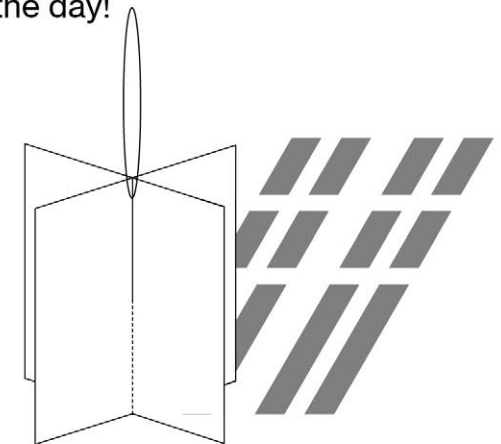
Step 3: slot the two pieces together. Sellotape the two bits together if needed.



Step 4: Tie string through the hole. Make sure the string is long enough to hang up your mobile!



Step 5: Hang up by your bedroom window and watch the shadows it makes at different times of the day!



TOOLKIT

SHADOWS: MOBILE

KEY:



INSTRUCTIONS:

- Cut out the template along the outside black square
- Follow the instructions on the Activity Sheet
- Print on thin white card if preferred/available

