



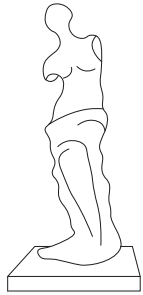
Show on screen or print

SCULPTURE OR STATUE?


SCULPTURE AND STATUE

SCULPTURE

E.G.

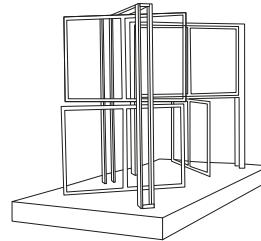


VENUS DI MILO
ALEXANDROS OF ANTIOCH

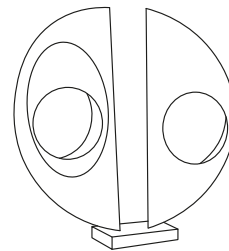


NETWORK
THOMAS J PRICE

E.G.



SERIES INDUSTRIAL
WINDOWS 1
MARISA FERRERIA



TWO FORMS
DIVIDED CIRCLE
BARBARA HEPWORTH



Key information:

- Sculpture is a 3D work of art made from solid materials e.g. stone and metal.
- Statues are a type of sculpture, but not all sculptures are statues!
- Statues often represent people, animals or mythical creatures.
- Figurative sculptures look similar to the thing it is based on in real life.
- Abstract sculptures do not always look like something you recognise in real life and often uses more unusual shapes, lines and colour.
- Information on some of the bingo sculptures can be found at the end of this Activity pack.
- Please look at the [Sculpture in the City website](#) for more details on the 9th edition.

SCULPTURE IN THE CITY

FAMILY ACTIVITY

ACTIVITY 3: SCULPTURE OR STATUE BINGO

KEY:



Cut



Draw




If you want to play more than one round, instead of crossing out the sculptures use counters, buttons, bottle lids, or even a small piece of scrapped paper etc. to cover them as you play. The calling cards can be reshuffled to play more rounds.



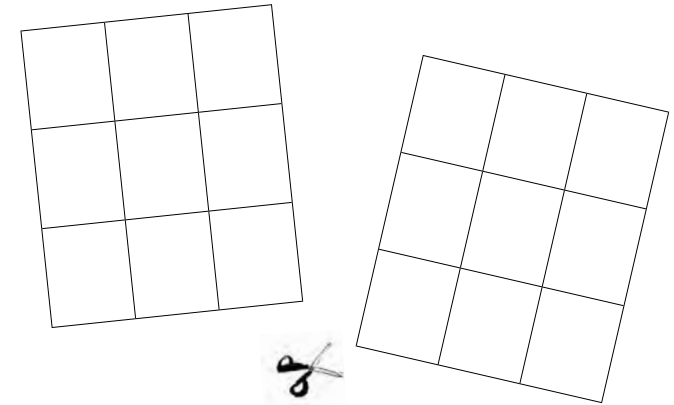
WHAT YOU NEED:

- Activity 3 Toolkit
- Scissors
- Pencil/pen (or counters/buttons if available)

Step 1: Cut out the individual caller cards along the dashed lines. One caller per game.

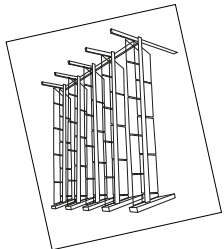


Step 2: Cut out the answer cards, one per player/team per round.

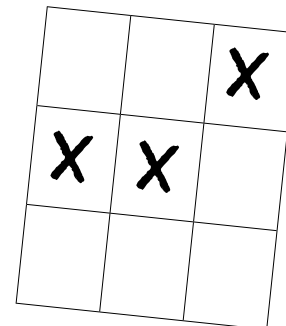


Step 3: The caller calls out one card at a time.

Dutch Lights by Jyll Bradley



Step 4: If the card called out matches what is on an answer card, cross it out.



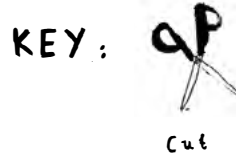
Step 5: The game continues until someone crosses out all 9 sculptures on their card and shouts 'bingo!' to win.



SCULPTURE IN THE CITY

FAMILY ACTIVITY

BINGO CALLING CARDS



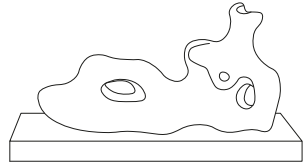
INSTRUCTIONS:

- Cut out the individual cards along the dotted lines
- Follow the instructions on the Activity Sheet

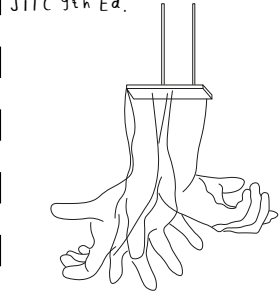
TOOLKIT: ACTIVITY 3




VENUS DI MILO
ALEXANDROS OF ANTIOCH



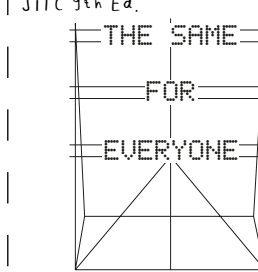
RECLINING FIGURE
HENRY MOORE




THE SOURCE
PATRICK TUTTOFUOCO




SERIES INDUSTRIAL
WINDOWS 1
MARISA FERRERIA




THE SAME FOR EVERYONE
NATHAN COLEY




MO'AI
RAPA NUI



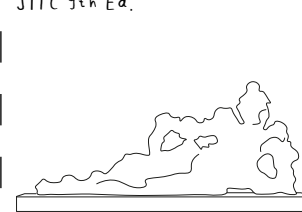
NETWORK
THOMAS J PRICE



ABSTRACT MASS
NINA SAUNDERS



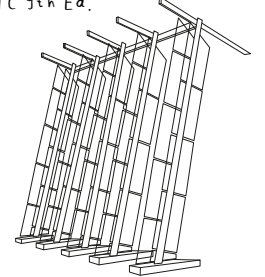
STAGNANT
MICHAEL LYONS



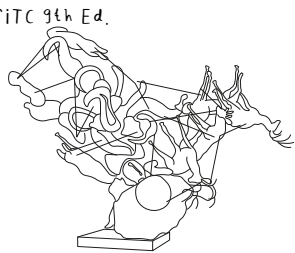
RECLINING NUDE 1
KEVIN FRANCIS GRAY



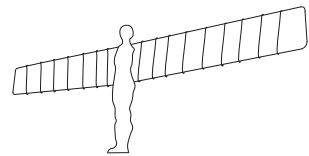
DAVID
MICHAELANGELO




DUTCH LIGHT
JYLL BRADLEY



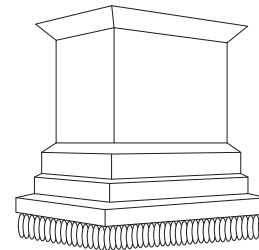
CROCODYLUS
PHILODENDRUS
NANCY RUBINS



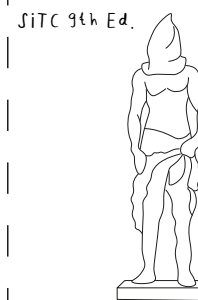
ANGEL OF THE NORTH
ANTHONY GORMLEY



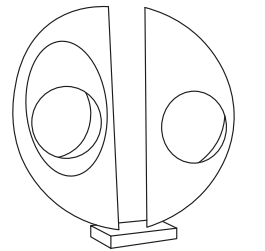
I'M STAYING
SHAUN C. BADHAM



PUBLIC FIGURES
DO HO SOH



SITE OF THE FALL
REZA ARAMESH



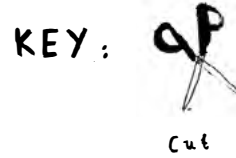
TWO FORMS
DIVIDED CIRCLE
BARBARA HEPWORTH

SCULPTURE IN THE CITY

FAMILY ACTIVITY

TOOLKIT: ACTIVITY 3


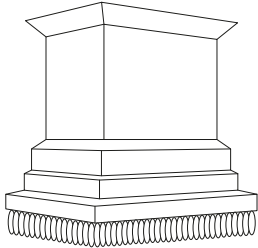
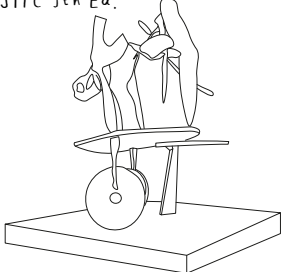
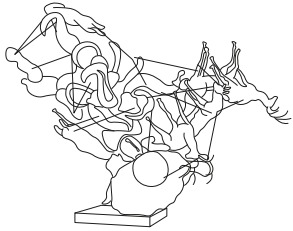
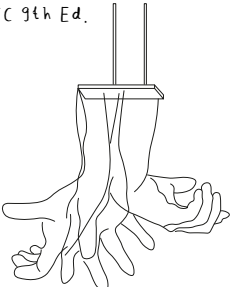




BINGO ANSWER CARDS 1




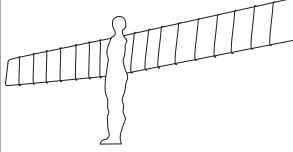


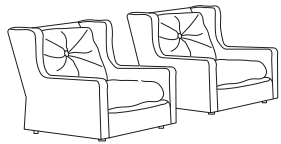
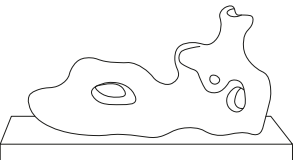

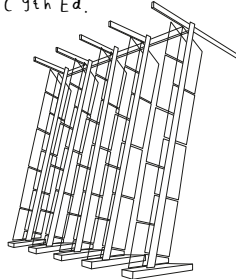

INSTRUCTIONS:

- Cut out the template along the outside black square
- Follow the instructions on the Activity Sheet



<p>SiTC 9th Ed.</p>  <p>ABSTRACT MASS NINA SAUNDERS</p>	 <p>PUBLIC FIGURES DO HO SOH</p>	<p>SiTC 9th Ed.</p>  <p>STAGNIGHT MICHAEL LYONS</p>
<p>SiTC 9th Ed.</p>  <p>CROCODYLUS PHILODENDRUS NANCY RUBINS</p>	<p>SiTC 9th Ed.</p>  <p>THE SOURCE PATRICK TUTTOFUOCO</p>	 <p>DAVID MICHAELANGELO</p>
<p>SiTC 9th Ed.</p>  <p>I'M STAYING</p> <p>I'M STAYING SHAUN C. BADHAM</p>	 <p>VENUS DI MILO ALEXANDROS OF ANTIOCH</p>	 <p>NETWORK THOMAS J PRICE</p>



<p>SiTC 9th Ed.</p>  <p>SITE OF THE FALL REZA ARAMESH</p>	 <p>ANGEL OF THE NORTH ANTHONY GORMLEY</p>	<p>SiTC 9th Ed.</p>  <p>I'M STAYING</p> <p>I'M STAYING SHAUN C. BADHAM</p>
 <p>DAVID MICHAELANGELO</p>	<p>SiTC 9th Ed.</p>  <p>ABSTRACT MASS NINA SAUNDERS</p>	 <p>RECLINING FIGURE HENRY MOORE</p>
<p>SiTC 9th Ed.</p>  <p>STAGNIGHT MICHAEL LYONS</p>	<p>SiTC 9th Ed.</p>  <p>DUTCH LIGHT JYLL BRADLEY</p>	 <p>MO'AI RAPA NUI</p>

SCULPTURE IN THE CITY

FAMILY ACTIVITY

TOOLKIT: ACTIVITY 3

BINGO ANSWER CARDS 2

KEY:



Cut

INSTRUCTIONS:

- Cut out the template along the outside black square
- Follow the instructions on the Activity Sheet



<p>SiTC 9th Ed.</p> <p>THE SAME FOR EVERYONE NATHAN COLEY</p>	<p>SiTC 9th Ed.</p> <p>PUBLIC FIGURES DO HO SOH</p>	<p>SiTC 9th Ed.</p> <p>VENUS DI MILO ALEXANDROS OF ANTIOCH</p>
<p>SiTC 9th Ed.</p> <p>SITE OF THE FALL REZA ARAMESH</p>	<p>SiTC 9th Ed.</p> <p>RECLINING NUDE 1 KEVIN FRANCIS GRAY</p>	<p>SiTC 9th Ed.</p> <p>DUTCH LIGHT JYLL BRADLEY</p>
<p>SiTC 9th Ed.</p> <p>CROCODYLUS PHILODENDRUS NANCY RUBINS</p>	<p>SiTC 9th Ed.</p> <p>STAGNIGHT MICHAEL LYONS</p>	<p>SiTC 9th Ed.</p> <p>SERIES INDUSTRIAL WINDOWS 1 MARIJA FERRERIA</p>



<p>SiTC 9th Ed.</p> <p>I'M STAYING SHAUN C. BADHAM</p>	<p>SiTC 9th Ed.</p> <p>SITE OF THE FALL REZA ARAMESH</p>	<p>SiTC 9th Ed.</p> <p>DUTCH LIGHT JYLL BRADLEY</p>
<p>SiTC 9th Ed.</p> <p>DAVID MICHAELANGELO</p>	<p>SiTC 9th Ed.</p> <p>RECLINING FIGURE HENRY MOORE</p>	<p>SiTC 9th Ed.</p> <p>TWO FORMS DIVIDED CIRCLE BARBARA HEPWORTH</p>
<p>SiTC 9th Ed.</p> <p>VENUS DI MILO ALEXANDROS OF ANTIOCH</p>	<p>SiTC 9th Ed.</p> <p>PUBLIC FIGURES DO HO SOH</p>	<p>SiTC 9th Ed.</p> <p>RECLINING NUDE 1 KEVIN FRANCIS GRAY</p>

SCULPTURE IN THE CITY

FAMILY ACTIVITY

SCULPTURE THROUGH TIME



Key information:

- An ancient Greek statue thought to represent the Goddess of Love.
- Over 2000 years old.
- Material: carved from marble (stone)
- Over 200 years ago, it was found in pieces on a Greek island... the arms were never found!
- Originally would have been brightly coloured with metal jewellery attached.
- Statues of Gods and Goddesses were very important to the Ancient Greeks who worshipped them.

VENUS DE MILO by ALEXANDROS OF ANTIOCH

Show on screen or print



Height = 2.03m

c.150BC

SCULPTURE IN THE CITY

FAMILY ACTIVITY

SCULPTURE THROUGH TIME



Key information:

- The artist Henry Moore was revolutionary in the way he created abstract figures. He explored this theme for over 40 years!
- This 'Reclining Figure' is just over 50 years old.
- Material: bronze (metal)
- Moore used abstract forms to make connections between the human body and landscape e.g. mountains and hills.

RECLINING FIGURE by HENRY MOORE

Show on screen or print



Length = 3.6m

1969

Image credit: Avishai Teicher

SCULPTURE IN THE CITY

FAMILY ACTIVITY

SCULPTURE THROUGH TIME



Key information:

- The artist's sculptures were inspired by landscapes e.g. coastlines and mountains.
- It is just over 50 years old.
- Material: bronze (a metal)
- The holes and gap are as important as the material section.
- The sculpture frames views, so we can see things differently and make connections with the view ahead.

TWO FORMS (DIVIDED CIRCLE) by BARBARA HEPWORTH

Show on screen or print



Height = 2.37m

Width = 2.34m

1969

Image credit: Talmoryair

SCULPTURE IN THE CITY

FAMILY ACTIVITY

PUBLIC FIGURES by DO HO SUH

Show on screen or print

SCULPTURE THROUGH TIME



Key information:

- The artist has turned the traditional plinth with a statue on top upside-down!
- It is just over 20 years old.
- Materials: stone and bronze.
- Instead of placing a statue of a famous person on top of the plinth, the artist has placed hundreds of tiny figures underneath it, who are working together to hold up the stone.
- The artist wants us to think differently about who 'heroes' or important people are and how we celebrate them.



1998

Do Ho Suh, Public Figures, 1998. Stone and bronze, 111.81 x 82.44 x 108.27 inches (284 x 209.4 x 275 cm). © Do Ho Suh